

LightSpot - Stand-alone lighting control by presence detection and photocell

Gold Series LightSpot

The Gold Series LightSpot is part of a comprehensive range of presence detection systems designed to control modular luminaires with high frequency ballasts and other fixed-output lighting loads.

Gold LightSpot offers superior-performance, programmable presence detection for lighting control in offices including open-plan areas. It uses microwave presence detection technology which enables the range and sensitivity to be adjusted to ensure a tailored detection pattern to suit any application. It is a dual-circuit control and is available for flush and surface mounting.

Gold LightSpot offers the following features:



Active presence detection by microwave technology.



Passive photocell holds lights off in ambient conditions. Active photocell has the capability to switch lights off in occupied areas.



Off delay - period following the last observed movement after which the lights switch off (selectable via QuickSet Pro).



Detection pattern and range in metres under normal operating conditions.



Switched Live influenced by photocell and occupancy; volt-free output by occupancy only. Independent time delays can be programmed via QuickSet Pro.



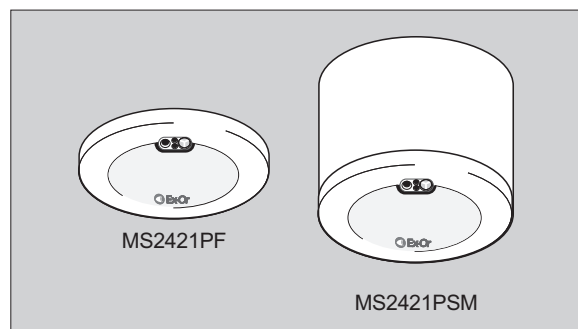
Hand-held Controller provides local user override.



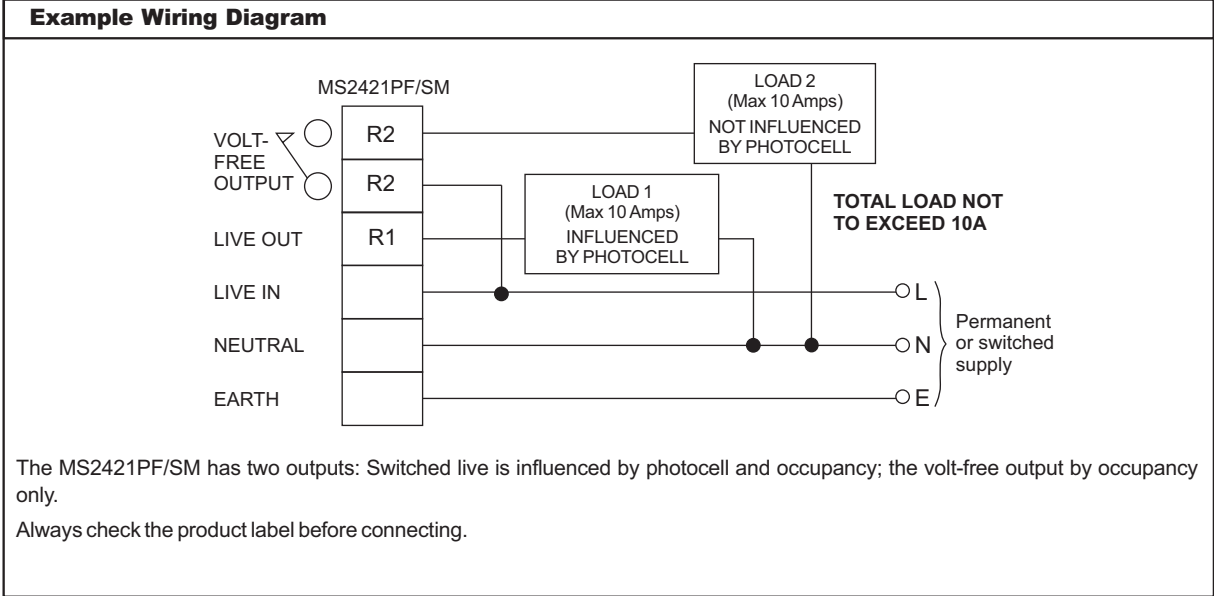
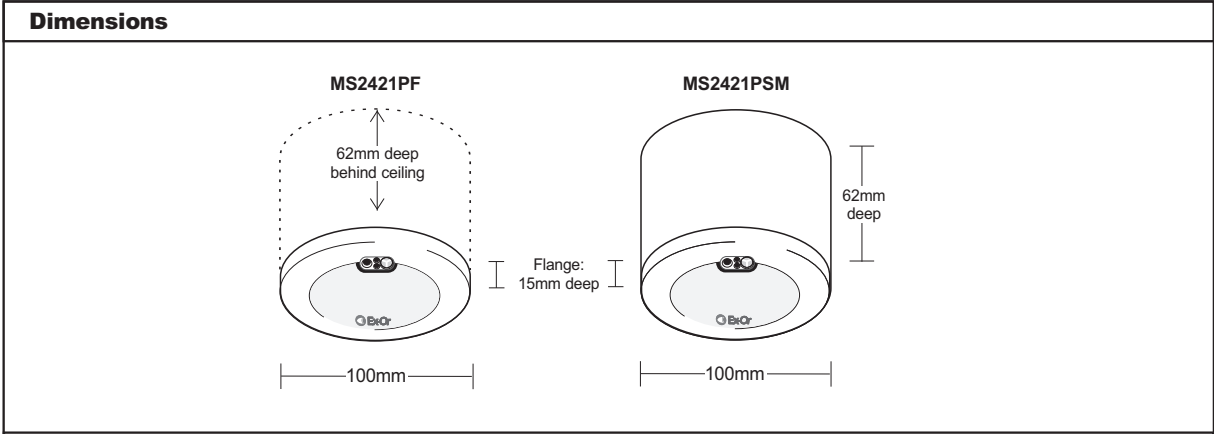
Remote programming ensures changes can be easily accommodated.



Washroom mode. If no movement is detected in a 24-hour period, detector can be programmed to switch the load on for the duration of the off delay. Can operate as a urinal control when used with an SV3 solenoid valve unit.



Selected Programmable Parameters	
POWER UP	Options: On/Off Sets the status of luminaires when power is applied. On - lights power-up on irrespective of occupancy. Off - lights respond to occupancy after 15 seconds. Pre-set - On
MOVEMENT DETECTOR OPERATION	Options: Auto/Semi-auto <i>Note: Only affects switched-live output, R1 (R2 is always fully automatic).</i> Auto - lights switch on and off automatically. Semi-auto - lights are switched on by wall switch or hand-held controller and switch off automatically. Pre-set - Auto
OFF DELAY	1 minute - 96 hours Sets the period after the last observed movement when the lights switch off. (In walk-test mode, the Off Delay is 10 seconds.) Pre-set - 20 mins
(SENSITIVITY) RANGE WHEN LIGHTS ON/LIGHTS OFF	Options: 12 levels Occupied (i.e. Lights On): Max, High, Med, Low Unoccupied: (i.e. Lights Off): can reduce to a percentage of the 'Occupied' Range, improving immunity to nuisance triggering. Pre-set - HIGH/75%
PHOTOCELL	Options: Active/Passive/Disabled Passive - holds lights off when sufficient natural light. Active - lights turn on and off as required when natural light levels fluctuate and area is occupied. Disabled - the photocell has no effect. Pre-set - Disabled
24 HOUR CYCLE	Options: Yes/No For use in 'Washroom Mode' only. Provides hygiene flush if area has been unoccupied for 24 hours. Pre-set - No



Installation and Commissioning Notes

Gold Series LightSpot detectors are extremely sensitive to movement; they must be mounted on a solid surface which has no movement whatsoever.

As these detectors use microwave technology to detect movement they are not recommended for applications where there are large surface areas of metal, e.g. metal ceiling or floor tiles, as unpredictable sensitivity may result.

Also, note that these detectors are capable of detecting large moving metal objects well beyond the normal range at which they are sensitive to human targets.

The units are colour coded (blue, yellow, red or green) according to four variations in operating frequency. To ensure reliable operation, it is essential that units of the same colour code do not occupy adjacent positions in open-plan areas.

Surface version

The housing may be secured to a hard surface or a BESA box. The unit fits into the sinking box with a simple bayonet action thus concealing the fixing screws.

Flush version

Depth required behind ceiling: 62mm from front flange plus an allowance for the minimum bend radius of the cable. Sinking box fits into 89mm diameter hole in ceiling tile or plasterboard ceiling. To avoid damage to ceiling tile, do not overtighten. No access above the ceiling is necessary.

Note:

- Do not mount within 25cm of a luminaire.
- Do not position this product on a pitch narrower than 5m.

Technical Data

OPERATING VOLTAGE: 230V 50-60 Hz
 PRODUCT RATING & RECOMMENDED CIRCUIT PROTECTION: 10 Amps
 MAXIMUM RECOMMENDED LOAD: 10 Amps per output (not exceeding 10A in total)
 TERMINAL CAPACITY: 2 x 2.5mm²
 PHOTOCELL: Adjustable 0-5000 lux (with a 20% reflective work plane)
 OFF DELAY: 1 minute - 96 hours
 RANGE: Approx 7m dia at 2.4m ceiling height
 MAXIMUM RECOMMENDED MOUNTING HEIGHT: 3.0m
 COLOUR: White
 MATERIAL: Flame retardant PC/ABS
 WEIGHT: 243g (flush version), 251g (surface version)
 IP RATING: 2X
 OPERATING TEMPERATURE: 0°C to 40°C

Ex-Or operates a genuine policy of continuous improvement. You may expect the specification to be regularly enhanced. For latest technical information, please visit www.ex-or.com

Ancillary Items**QuickSet Pro Digital 2-Way Programmer**

Menu-driven LCD Programmer with automatic equipment recognition and parameter download facilities.

**HC5A Universal Hand-held Controller**

Allows manual override. Supplied with wall bracket.

Part Numbers

MS2421PF Dual-circuit Gold LightSpot with photocell - flush
MS2421PSM Dual-circuit Gold LightSpot with photocell - surface mounted
QUICKSET PRO QuickSet Pro Digital 2-Way Programmer
HC5A Universal Hand-held Controller c/w wall bracket
SV3 WRAS-Approved Solenoid Valve - 15mm compression fittings

Please check www.ex-or.com to ensure this is the most recent issue

Ex-Or by Honeywell, St. Mark's Court, North Street, Horsham, West Sussex, RH12 1BW, UK
T: +44 (0)1942 719229 F: +44 (0)1942 508753 E: technicalsales.ex-or@honeywell.com & orders.ex-or@honeywell.com www.ex-or.com
