

LightSpot - Stand-alone lighting control by presence detection and photocell

Mid Range Regulating LightSpot

Mid Range Regulating LightSpot is a high- performance, directional presence detector with built-in photocell for use in almost any internal space. It is ideal for larger classrooms, conference rooms, longer storage aisles etc. It is a self-contained unit, making installation simple and straightforward.

Mid Range Regulating LightSpot offers the following features:



Active presence detection by microwave technology.



Passive photocell holds lights off in bright ambient conditions. Active photocell has the capability to switch lights off in occupied areas.



Regulating photocell actively monitors ambient light levels and adjusts the light output accordingly (dimmable control gear only).



Incorporates simple scene-setting - up to six scenes can be set via user remote.



Off delay - period following the last observed movement after which the lights switch off.



Detection pattern and range in metres under normal operating conditions.



Dual circuit control. Digital output always influenced by photocell, relay output can be influenced by photocell if configured.



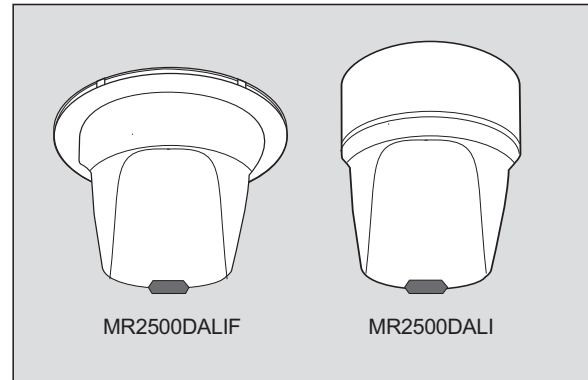
Hand-held Controller provides local user override.



Remote programming ensures changes can be easily accommodated.



OneSwitch Dimming. Manual input to adjust light level or turn luminaires on or off.



Scene-setting

Users can set up to six lighting scenes by infrared remote control and recall them with the single press of a button.

Entry and Exit Scenes

The entry scene is automatically selected when the area becomes occupied. Similarly, there is an option to select an Exit Scene for when an area is vacated.

Ballast Compatibility

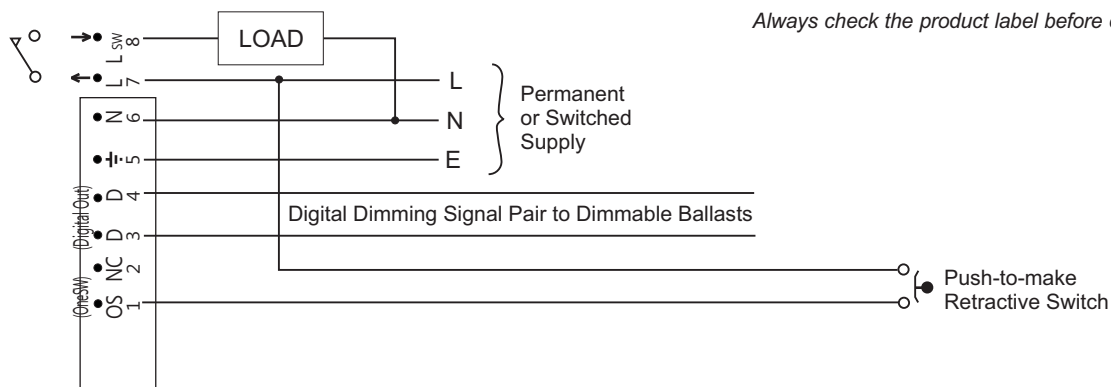
Mid Range Regulating LightSpot is available for fixed-output high-frequency ballasts and dimmable DSI and DALI ballasts.

Dual Output

Manual control of digital and relay outputs with OneSwitch dimming or hand-held controller.

Commissioning and Programmable Parameters

Operation is determined by how the unit is commissioned. Commissioning and re-commissioning are carried out using a menu-driven, infrared remote programmer (QuickSet Pro) with virtually no disturbance to the building's occupants. As the programmer has a range of 5 metres, ladders or platforms are seldom required.

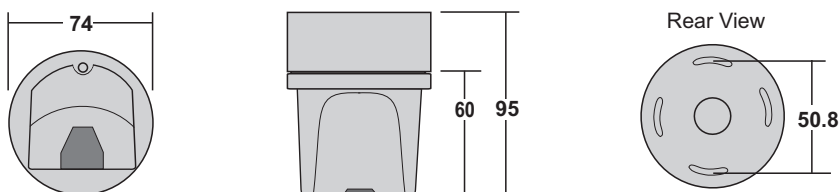
Wiring Diagram

Relay outputs may be connected in parallel to cover larger areas with multiple detectors but the total load switched by the parallel combination should not exceed 10 Amps.

Digital Dimming Signal Outputs MUST NOT be connected, in parallel or in series, to those of another detector.

The diagram above shows a fully utilised unit, controlling both dimmable and non-dimmable luminaires. In the simplest installation, controlling only non-dimmable loads, just the mains supply and the switched live output would be required.

Note: Do not mount within 25cm of a luminaire.

Dimensions**Installation****Surface version (MR2500DALI)**

The back-box can be secured directly to a hard surface or to a conduit stop end box.

Semi-flush version (MR2500DALIF)

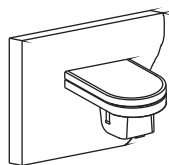
Use a hole saw to drill a 76mm hole into the ceiling tile. The flush ring is designed to clamp the tile between its two halves.

Note: For wall mounting, use the WMK

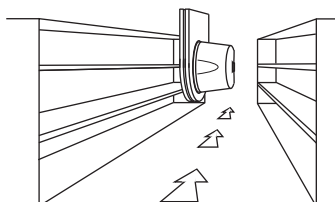
Examples of MR2500/DALI and WMK application:

Horizontal installation

For general applications where ceiling mounting is not convenient and wide angle coverage in the horizontal plane is desirable. The WMK can be screwed to a hard surface or the lid of a conduit stop-end box.

**Vertical installation**

Use this method of mounting for racking aisle applications and where adjustment in the vertical plane will give improved control over the precise point of entry detection.



Ancillary Items

QUICKSET PRO

QuickSet Pro Digital 2-Way Programmer

Menu-driven LCD Programmer with automatic equipment recognition and parameter download facilities.



HC5A

HC5A Universal Hand-held Controller

Allows user override. Supplied with wall bracket.

Technical Data

OPERATING VOLTAGE: 230V ~ 50-60Hz

SWITCH CAPACITY: 10 Amps max any lighting load except incandescent lamps: 1500W max (at 230V~)

MAXIMUM RECOMMENDED LOAD (DSI/DALI): 25 Ballasts

MAXIMUM RECOMMENDED MOUNTING HEIGHT: 3.5m

RANGE: Adjustable up to 20m

OFF DELAY: 1 min - 96 hours plus 10-second walk-test mode

PHOTOCELL: Passive/Active/Regulating adjustable 50-5000 lux

MATERIAL: Flame retardant PC/ABS

COLOUR: White

WEIGHT: 180g (flush version); 160g (surface version)

IP RATING: 4X

OPERATING TEMPERATURE: 0°C to 40°C

Ex-Or operates a genuine policy of continuous improvement. You may expect the specification to be regularly enhanced. For latest technical information, please visit www.ex-or.com

Part Numbers

MR2500DALI

Mid Range Regulating LightSpot with photocell:

for DALI ballasts - surface mounted

MR2500DALIF

for DALI ballasts - semi-flush mounted

Ancillary Items

QUICKSET PRO

QuickSet Pro Digital 2-Way Programmer

HC5A

Universal Hand-held Controller c/w wall bracket

WMK

Wall-mounting Kit

MRFK

Semi-flush Mounting Kit

Please check www.ex-or.com to ensure this is the most recent issue

Ex-Or by Honeywell, St. Mark's Court, North Street, Horsham, West Sussex, RH12 1BW, UK

T: +44 (0)1942 719229 F: +44 (0)1942 508753 E: technicalsales.ex-or@honeywell.com & orders.ex-or@honeywell.com www.ex-or.com