

LightSpot HD QuickLink PIR Sensors



QuickLink is a unique intelligent solution which allows the easy creation of a simple small network of up to four sensors, each sensor can act independently or as an integral part of the network.

QuickAnalytics enables greater energy saving and enhances user comfort through the precise monitoring and analysis of sensor activity data.

Features and Benefits

- Occupancy data and light levels can be shared among sensors
- Allows up to three additional sensors to be added with just a low voltage connection
- Adjustable detection footprint using tilting lenses
- Low quiescent power consumption
- QuickAnalytics (via QuickSet Pro) helps maximise and verify your energy savings
- Mid-Bay & Hi-Bay variants – for greater mounting heights (up to 16m)
- Quick, easy commissioning with wireless programming tools
- Simple installation with pluggable, colour-coded connectors and automatic absence mode operation when a switch input is detected
- Flush and surface mount options
- UltraLite LCM installation option via a range of pre-wired leads/connectors – sold separately

Applications

- Commercial Offices
- Education
- Healthcare
- Hospitality
- Industrial

Technical Data

Technology	PIR
Coverage	360° (Range detailed overleaf)
Operating Voltage	QuickLinkMaster Sensor 230V +/- 15% 50/60 Hz Recommended Circuit Protection 16A MCB
	QuickLink Bus Sensor Min 7.5V Nominal 15V Max 17.5V
Current	QuickLink Bus Sensor Max 12mA
Power Consumption	QuickLinkMaster Sensor Load On 500mW
	QuickLink Bus Sensor Load Off 150mW

Load Rating	Switching – 10A (Max Inrush Current 80A) Dimming – 15 Ballasts
Operating Temperature	0° C to 40° C
Storage Temperature	-20° C to 80° C
Humidity	20% to 80% non-condensing
Fascia Colour	White (RAL9010)
Weight	Flush 121g Surface 215g
Material	Flame retardant PC/ABS
IP Rating	Fixed head - IP40 Tilt head - IP20 LS3200RIP - IP55
Conformity	EMC-2014/30/EU LVD-2014/35/EC RoHS-2011/65/EU

Product Comparison

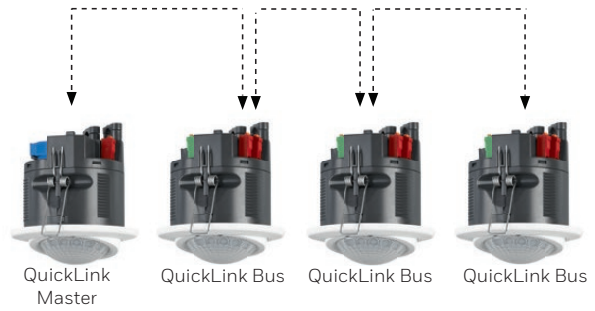
	Flush Mount	Surface Mount	Switching	Digital Dimming	Analogue Dimming	Quick Link	Office	Mid-Bay	high-Bay	Tilting	Quick Analytics
QuickLink Master Sensors											
LS3243R	•	•	•			•	•			•	•
LS3243RHB	•		•			•	•		•	•	•
LS3043AR	•	•	•		•	•	•				•
LS3043DR	•	•	•	•		•	•				•
LS3043DRHB	•	•	•	•		•			•	•	•
QuickLink Bus Sensor											
LS3260	•	•		•		•	•				•
LS3260MB	•	•		•		•		•			•
LS3260HB		•		•		•					•
LS3270	•	•		•		•	•				•
LS3283R	•	•	•	•		•	•				•

QuickLink System

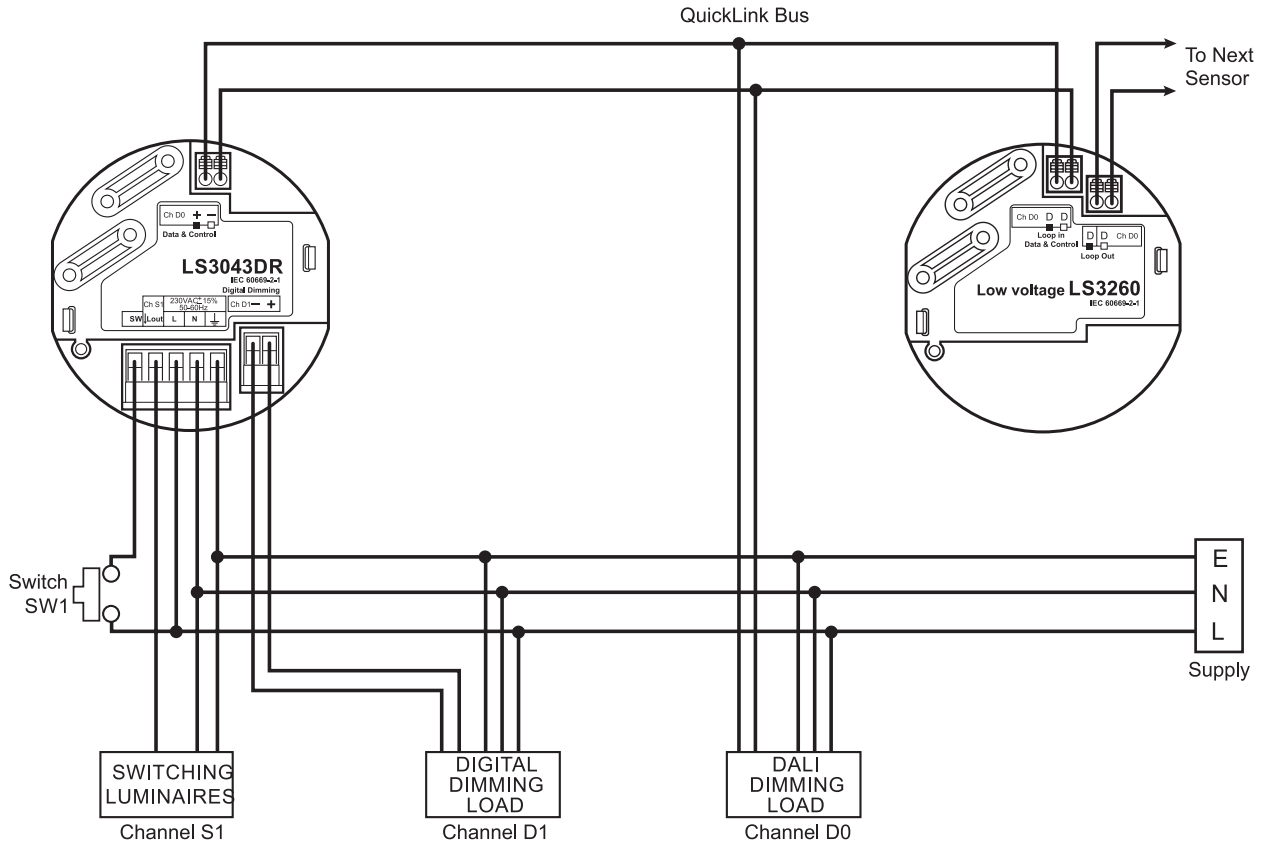
QuickLink is a unique intelligent solution that lets you easily create a simple small network of up to four sensors. Each sensor can act independently or as an integral part of the network. Bus sensors are linked with just one two-wire low voltage connection.

QuickLink networks improve the intelligence of your system as the data on occupancy and light levels can be shared across the sensors. Applications include corridor linking, ensuring you will always walk into an appropriately lit corridor.

QuickLink Master sensors can be connected to up to three QuickLink Bus sensors



Connections XXXXXXXXXx

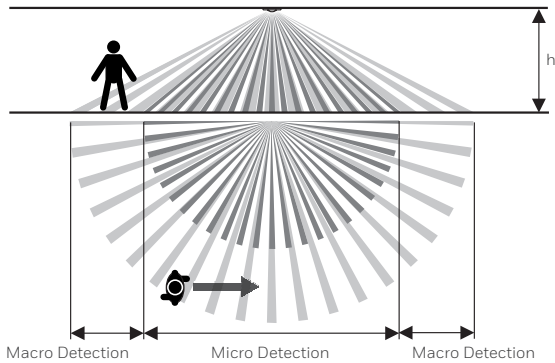


Key Programmable Parameters

	Values	Defaults
Occupancy Timeout	5 Sec to ∞	20 Mins
Power-up State	Occupied/Transition/Background/Unoccupied	Transition
Trigger Mode	Presence/Absence/Auto absence	Presence
Movement Sensitivity	Low/Med/High/Max	Max
Setback Sensitivity	20% to 100%	100%
Photocell Operation	Enabled/Disabled	Enabled
Photocell Turn ON Level	100 to 1000 Lux	350 Lux
Photocell Turn OFF Level	Up to 6 x ON Level 100 to 1000 Lux	800 Lux
Fade to Off	Fast/Medium/Slow/Very Slow	Medium
Indicator LEDs	Enabled/Disabled	Disabled

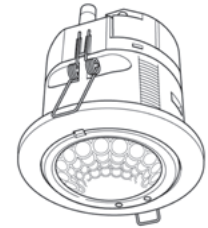
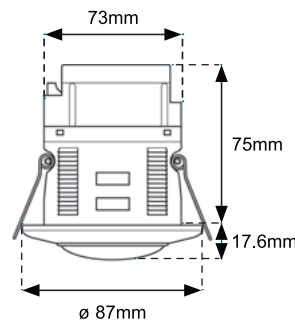
Sensing Data

	Aspect Ratio (diameter : height)		Max recommended mounting height (h)
	Micro Detection - High Sensitivity	Macro Detection - Standard Sensitivity	
Office	2.8:1 7m diameter @2.5m height	4:1 10m diameter @2.5m height	3.5m
Mid Bay	N/A	2:1 20m diameter @10m height	12m
High Bay	N/A	1.9:1 27m diameter @14m height	16m

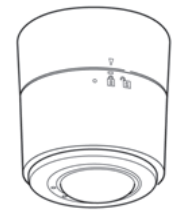
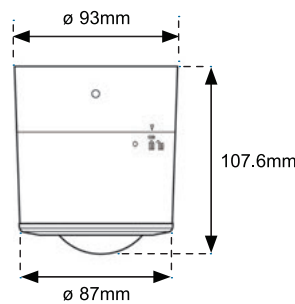


Dimensions

Flush Mount



Surface Mount



Order Codes

LS3243RF	LightSpot HD QuickLink Master Switching Sensor with Lens Tilting and Low Power Flush Mount
LS3243RSM	LightSpot HD QuickLink Master Switching Sensor with Lens Tilting and Low Power Surface Mount
LS3243RHBF	LightSpot HD QuickLink Master Switching Hi-Bay Sensor with Lens Tilting and Low Power Flush Mount
LS3043ARF	LightSpot HD QuickLink Master 1-10V Analogue Dimming Sensor with Lens Tilting and Low Power Flush Mount
LS3043ARSM	LightSpot HD QuickLink Master 1-10V Analogue Dimming Sensor with Lens Tilting and Low Power Surface Mount
LS3043DRF	LightSpot HD QuickLink Master Digital Dimming Sensor with Lens Tilting and Low Power Flush Mount
LS3043DRSM	LightSpot HD QuickLink Master Digital Dimming Sensor with Lens Tilting and Low Power Surface Mount
LS3043DRHBF	LightSpot HD QuickLink Master Digital Dimming Hi-Bay Sensor with Lens Tilting and Low Power Flush Mount
LS3043DRHBSM	LightSpot HD QuickLink Master Digital Dimming Hi-Bay Sensor with Lens Tilting and Low Power Surface Mount
LS3260F	LightSpot HD Low Voltage QuickLink Bus Connection Sensor Flush Mount
LS3260SM	LightSpot HD Low Voltage QuickLink Bus Connection Sensor Surface Mount
LS3260MBF	LightSpot HD Low Voltage QuickLink Bus Connection Mid-Bay Sensor Flush Mount
LS3260BMSM	LightSpot HD Low Voltage QuickLink Bus Connection Mid-Bay Sensor Surface Mount
LS3260HBF	LightSpot HD Low Voltage QuickLink Bus Connection Hi-Bay Sensor Flush Mount
LS3260HBSM	LightSpot HD Low Voltage QuickLink Bus Connection Hi-Bay Sensor Surface Mount
LS3263HBF	LightSpot HD Low Voltage QuickLink Bus Connection Hi-Bay Sensor with Lens Tilting Flush Mount
LS3263HBSM	LightSpot HD Low Voltage QuickLink Bus Connection Hi-Bay Sensor with Lens Tilting Surface Mount
LS3270F	LightSpot HD Low Voltage QuickLink Bus Connection Sensor with ELV Switch Inputs Flush Mount
LS3270SM	LightSpot HD Low Voltage QuickLink Bus Connection Sensor with ELV Switch Inputs Surface Mount
LS3283RF	LightSpot HD Switching Low Voltage QuickLink Bus Connection with ELV Switch Inputs and VF O/P and Lens Tilting Flush Mount
LS3283RSM	LightSpot HD Switching Low Voltage QuickLink Bus Connection with ELV Switch Inputs and VF O/P and Lens Tilting Surface Mount

Accessories

SURFMT	LightSpot HD Surface Mount Kit
LSHDFLUSHMT	Flush-Mounting Kit for Surface-Mount LightSpot HD Sensors
RTRADP	Retrofit Adaptor for Converting Legacy LightSpot Mounting
LOCKRING	LightSpot HD Secure Flush Mount Adaptor

Commissioning & End User Tools

QuickControl	LightSpot HD Infrared User Controller
QuickSet	LightSpot HD Infrared Programming Tool
QuickSet Pro	LightSpot HD Digital 2 Way Programming Tool

© 2021 Honeywell International Inc.

Ex-Or reserves the right to revise this publication from time to time and make changes to the content hereof without obligation to notify any person of such revisions or changes.

Ex-Or by Honeywell

St. Mark's Court, North Street, Horsham, West Sussex, RH12 1BW, UK. Tel: +44 (0)1942 719229, www.ex-or.com
