

# Video Matrix Switches and Telemetry Solutions

The world's most advanced range of telemetry controls

Telemetry Keyboards

MaxCom Gold

VideoBloX

VideoBloX Lite





The Honeywell family of Switching and Telemetry controllers provides a complete range of solutions for CCTV operations of any size. The solutions range from a single keyboard giving complete control of a dome, through to camera and monitor switching systems capable of monitoring and controlling thousands of cameras, VCR and DVR equipment, and hundreds of monitors.

The Honeywell name is known for its quality and service, and Honeywell can provide complete solutions that cater for all CCTV requirements.

Telemetry and switching products are designed and manufactured in house and fully complement the extensive range of Orbiter Microspheres, domes, and cameras.

### **Telemetry Control Keyboards**

The range of telemetry control keyboards allow a system to be built using AHDR Digital Video Recorders or AXMD multiplexers to provide the switching and screen displays, and to control the dome camera functions such as Pan/Tilt/Zoom along with focus and iris control. Control of functions such as wash/wipe, and external relay control is also standard.

Full configuration and control of the DVR/Multiplexer/Microsphere is also offered from the keyboard via the RS485 twisted pair data communications. The RS485 link allows a keyboard to be situated up to 1.5 kilometres away from the other system components.

### **Flexibility**


From a single keyboard controlling a single Microsphere, the capability exists to expand the system up to 128 Microspheres. 128 video inputs can be controlled in any combination of AHDR DVR's or AXMD multiplexers.

### **Cascading**

Up to four keyboards can be "cascaded" to allow multiple operator control of the same system. The cascading feature allows any keyboard to access any device that is connected to the system.

### **Full control of DVRs and Multiplexers**

All DVR and Multiplexer features may be set up and controlled from a keyboard. This gives even further system options and flexibility, with keyboards acting as remote DVR / Multiplexer keyboards.



## MaxCom Gold Telemetry Switcher

The MaxCom Gold range of telemetry matrix switchers and keyboards represents the most powerful and cost effective solution for CCTV systems with up to 16 cameras. The emphasis for MaxCom Gold based systems is the cost / performance balance, with a host of features not normally found on smaller matrix controllers. Ease of use and comprehensive Microsphere control are just two elements of the system's strengths, delivering exceptional levels of performance into any smaller scale CCTV system. With either one or two monitor outputs MaxCom Gold systems can support one or two operators, each with their own keyboards.

## Easy configuration

All MaxCom Gold controllers can be programmed by using on screen menus. In addition, the entire unit can also be set up via PC, with settings downloaded into the unit. This allows off-site configuration, and multi-site management.

Complex operator privileges can be set up with the use of a PC and the software utility included. If desired the entire system can also be set up via PC.

## Flash upgrade

Loading new software into the MaxCom Gold is easy; there is no need to change any chips. The upgrade utility software is included with the unit, simply hook up a PC and transfer the new software into the unit.

## "In Coax" and "Twisted Pair" telemetry control

Both "In Coax" and "Twisted Pair" telemetry are standard features in all MaxCom Gold units. This unique feature ensures that MaxCom Gold controllers provide the solution for most system requirements, even where mixed co-axial and RS485 data telemetry exist.

## Intelligent On screen displays

All MaxCom Gold units feature on screen displays, informing the operator of camera identification, time and date, preset titles, alarm identification and sector identities.

## Variable speed control

Extremely precise variable keyboard speed control of Microspheres is made easy with the MaxCom joystick. The joystick also allows lens zoom control, which is featured on the "twist top".

## Auto focus and iris control

Optimum picture quality is attained by auto focus and auto iris features. Manual override control of either function is also available.

## Preset positioning

The programming and recall of presets is made simple. Depending on the models of Microsphere from 8 - 128 preset positions can be stored and recalled on every Microsphere. Each preset stores and recalls pan, tilt, zoom, focus and iris settings.

## Programmable tours

When using Microspheres it is possible to set up two types of tour: preset based and mimic. Preset tours are configured via a menu which allows a simple graphical

representation of all tour steps, and makes editing of the tour easy. It is possible to create up to four tours with up to 128 presets in each tour. Mimic tours are created by placing the MaxCom Gold into a mimic mode where it literally "remembers" all operator usage for up to three minutes. It is possible to create up to four mimic tours, each of up to three minutes long.

## Comprehensive alarm handling

All MaxCom Gold units are equipped with 16 alarm inputs and two relay outputs. The alarm outputs may be triggered by alarm inputs into the MaxCom Gold, or may be triggered by active Microsphere "head" alarms. Alarm actions are comprehensive, allowing multiple cameras to be sent to presets, defined cameras to be displayed on monitors.

## Keyboards

Two models of ergonomically styled small footprint keyboards are available, each purpose designed to make configuration and control of high speed Microspheres simple. The MaxCom HKJMS keyboard is designed for fixed control of one monitor, allowing an operator to view and control cameras on their own dedicated monitor.

The MaxCom HKJMM keyboard opens up the matrix switching capabilities of the MaxCom Gold unit, allowing an operator to control and view cameras on any connected monitor. Both keyboards feature the "twist top" zoom control joystick, soft positive action keys and intuitively labelled overlays.

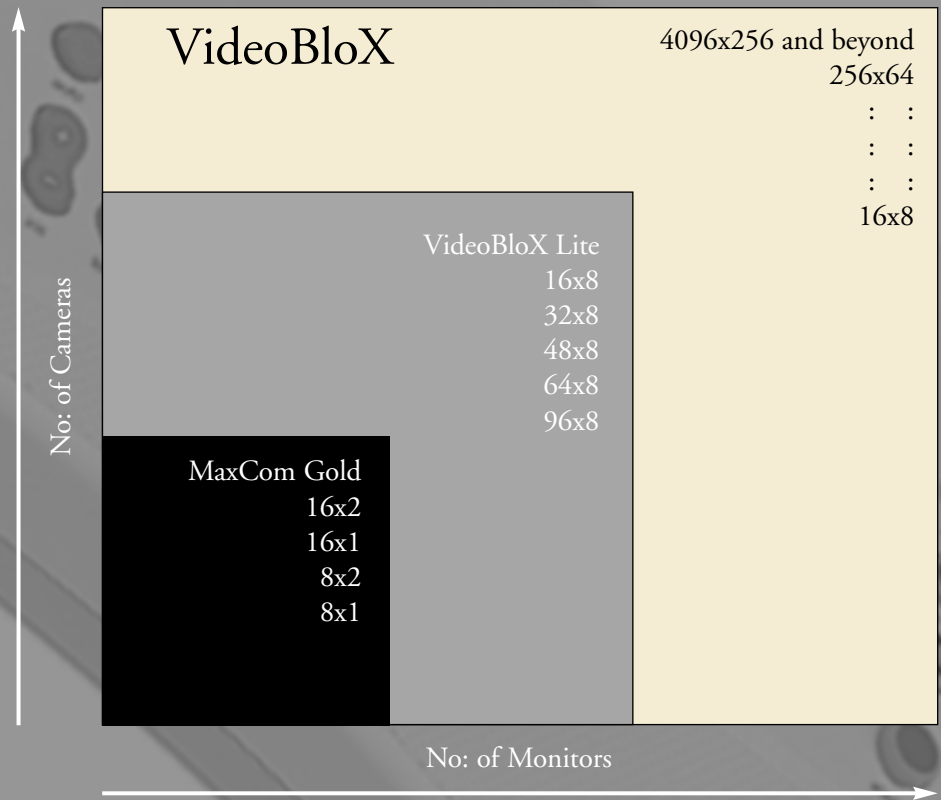
## VideoBloX and VideoBloX Lite

VideoBloX is the solution for CCTV systems of virtually unlimited size. Developed for the larger applications, VideoBloX has many powerful features that allow a high degree of system integration. VideoBloX is equally applicable to an operator intensive system, or an almost totally automated system - whatever is required.

The smaller systems start with VideoBloX Lite, which caters for applications requiring from 16 cameras and eight monitors, up to 96 cameras and eight monitors.

Larger applications would use the full blown VideoBloX, which can grow to 16,000 cameras and 256 monitors.

VideoBloX and its smaller brother VideoBloX Lite are fully compatible, and the "Lite" version can be integrated into the full system as the application grows.



## VideoBloX Lite

VideoBloX Lite matrix switchers provide a powerful series of solutions for medium scale CCTV systems from 16 video inputs into eight monitor outputs up to 96 camera inputs into eight monitor outputs.

Should the system outgrow the 96x8 capacity of VideoBloX Lite the integration into a larger VideoBloX system is straight forward, saving engineering time and ensuring that no control equipment is left redundant. VideoBloX Lite is actually a smaller scale version of VideoBloX; nevertheless it possesses just as much power.

### One single control system

VideoBloX Lite is not just limited to the control of video; with the use of accessories, it is possible to interface to other types of CCTV system devices such as VCRs, DVRs, Multiplexers etc. It is possible to drive the entire CCTV system from the VideoBloX keyboard(s) or GUI(s)(Graphical User Interface) software.

### Multiple telemetry support

It is possible to interface to many "third party" telemetry devices by using an accessory called a "PIT" (protocol interface translator). This allows control of many types of domes, PTZ units etc. This facility offers the potential of retro fitting VideoBloX Lite into existing installations and maintaining compatibility with the existing telemetry devices.

## Powerful feature set

The capabilities of VideoBloX Lite are extensive, with a suite of features allowing either simple set ups, or at the opposite end of the scale, suitable for powerful integrated applications.

### Operator privileges

When multiple keyboards and operators are in use on a VideoBloX Lite system it is possible to define priorities for any operator. This means that a high priority operator can "override" a lower priority user for use of many elements of the system. It is even possible to assign a priority level to a GUI user.

### Easy to install and engineer

All VideoBloX Lite systems are configured via a PC with the software application that is included with the system. It is also possible to back up the configuration of the system for use in the future should a system configuration need to be re-loaded. For troubleshooting purposes a series of diagnostic screens can be displayed on the system monitors, which gives detailed information about the status of the system hardware and set up.

### Modular

VideoBloX uses open and completely modular system architecture, which means that the application will not outgrow the system hardware.

### High density

All VideoBloX rack cards are only 1/2 U high. This allows very high density systems to be created that typically only use half of the control equipment space of other similar systems.

## Hot swappable and failsafe


All of the VideoBloX rack cards are hot swappable, which means that system cards may be removed or added without having to remove power from the system. This means that there is no system downtime for maintenance or expansion. For high security and reliability applications, it is possible to use two CPU units along with an arbitration unit, which instantly swaps to the standby CPU if the "live" CPU fails.

### Ethernet interfaces

VideoBloX now supports Ethernet interfaces for system communications. The NetCPU opens up many possibilities and brings a high degree of networking capability to the VideoBloX system. Configuration of the CPU may be performed across a network and remotely where a DSL / WAN connection exists. Multiple GUIs can now communicate directly with the VideoBloX CPU without the need for a server.

### NETPIT

The network protocol interface translator provides a means of conversion to Ethernet from other native VideoBloX communications methods, such as RS422, RS232 and I2C. The use of the NETPIT units can reduce or negate the need to add system cabling when adding peripherals to VideoBloX systems, such as keyboards. It also opens up the possibility of using CAT5 cable for system communications, representing cost savings over conventional data cabling.



## **VideoBloX**

VideoBloX is the solution for CCTV systems of virtually unlimited size. Developed for the larger applications, VideoBloX has many powerful features that allow a high degree of system integration. VideoBloX is equally applicable in an operator intensive system, or an almost totally automated system - whatever is required.

Larger applications would use the full blown VideoBloX, which can grow to 16,000 cameras, VCR, and DVR inputs and 256 monitor outputs.

VideoBloX and its smaller brother VideoBloX Lite are fully compatible, and the "Lite" version can be integrated into the full system as the application grows.

The primary differences between the full and the lite version are the chassis sizes. To enable large systems to be constructed, VideoBloX hardware is larger and more expandable.

VideoBloX has all of the features of the Lite version, and uses the same telemetry controllers and keyboards. It of course retains the ground-breaking redundancy and high availability of features.

Video titlers, alarm input modules, telemetry receivers, push-button keyboards, inter-chassis modules are all part of the VideoBloX family.

## **Engineer friendly**

VideoBloX has been developed with the engineer in mind, with comprehensive troubleshooting menus with engineering related features. For convenience all VideoBloX system cards can be inserted and removed from the front of the systems.

## **Audio support**

Audio switching and processing can be placed anywhere within the VideoBloX system chassis. It can also be included when the system is first installed or may be added at any time afterwards.

All audio components operate with balanced signalling, ensuring high quality audio and the ability to transmit audio over long cable runs with minimal risk of interference and losses.



## Ordering

<b>Telemetry keyboards</b> HKJDATP-EU	Microsphere direct control keyboard, RS485, 230V a.c.
HKJDASE-EU	Microsphere direct control keyboard, RS232, 230V a.c..
HKJDXTP-EU	DVR/Multiplexer/Microsphere keyboard, RS485, 230V a.c.
<b>Maxcom Gold Controllers</b> HMAX081-EU	MaxCom Gold 8 Camera inputs, 1 Monitor output. 16 alarm inputs, keyboard extra , 230V a.c. supply
HMAX082-EU	MaxCom Gold 8 Camera inputs, 2 Monitor output. 16 alarm inputs, keyboard extra , 230V a.c. supply
HMAX161-EU	MaxCom Gold 16 Camera inputs, 1 Monitor output. 16 alarm inputs, keyboard extra , 230V a.c. supply
HMAX162-EU	MaxCom Gold 16 Camera inputs, 2 Monitor output. 16 alarm inputs, keyboard extra , 230V a.c. supply
<b>Maxcom Gold Compatible Keyboards</b> HKJMSTP-EU	MaxCom 3V Remote Keyboard, Variable speed PTZ, joystick, control of 1 monitor, RS485 , 230V a.c .supply
HKJMMTP-EU	MaxCom 4V Remote Keyboard, Variable speed PTZ, joystick, control of 2 monitor, RS485 , 230V a.c. supply
HKJMSSE-EU	MaxCom 3V Remote Keyboard, Variable speed PTZ, joystick control 1 monitor, RS232 , 230V a.c. supply
HKJMMSE-EU	MaxCom 4V Remote Keyboard, Variable speed PTZ, joystick, control of 2 monitor, RS232 , 230V a.c. supply
<b>VideoBloX Lite</b>	All VideoBloX Lite and VideoBloX systems will require keyboards, PITs, data distributors and other peripherals, according to the specification of the system. Please contact Honeywell sales for further information.
HVBLS1608-EU	VideoBloX Lite 16 Video inputs into 8 outputs matrix. Includes 4-way RS 422 data distributor
HVBLS3208-EU	VideoBloX Lite 32 Video inputs into 8 outputs matrix. Includes 4-way RS 422 data distributor

HVBLS4808-EU	VideoBloX Lite 48 Video inputs into 8 outputs matrix. Includes 4-way RS 422 data distributor
HVBLS6408-EU	VideoBloX Lite 64 Video inputs into 8 outputs matrix. Includes 4-way RS 422 data distributor
HVBLS8008-EU	VideoBloX Lite 80 Video inputs into 8 outputs matrix. Includes 4-way RS 422 data distributor
HVBLS9608-EU	VideoBloX Lite 96 Video inputs into 8 outputs matrix. Includes 4-way RS 422 data distributor
	All VideoBloX systems are tailored to application-specific requirements. Please contact Honeywell sales for assistance with system specification.

### TECHNICAL SUPPORT:

+44 (0) 1928 754015 support@videocontrols.co.uk  
North: +44 (0) 1928 754000

### SALES ENQUIRIES:

+44 (0) 1928 754070 sales@videocontrols.co.uk  
South: +44 (0) 1494 493600

### CUSTOMER SERVICES:

+44 (0) 1928 754010 customer.services@videocontrols.co.uk  
Fax: +44 (0) 1928 754041

### CREDIT CONTROL:

+44 (0) 1928 754035 credit.control@videocontrols.co.uk  
www.videocontrols.com

### EXPORT:

+44 (0) 1928 754016 export@videocontrols.co.uk  
sales@videocontrols.com

#### Honeywell Security (UK Head Office)

Aston Fields Road, Whitehouse Industrial Estate,  
Runcorn, Cheshire. WA7 3DL  
t: +44 (0) 1928 754040 f: +44 (0) 1928 754041

#### Honeywell Security (UK Southern Office)

Unit 4, Barnes Wallis Court, Cressex Business Park,  
High Wycombe, Buckinghamshire HP12 3PS  
t: +44 (0) 1494 493600 f: +44 (0) 1494 493636