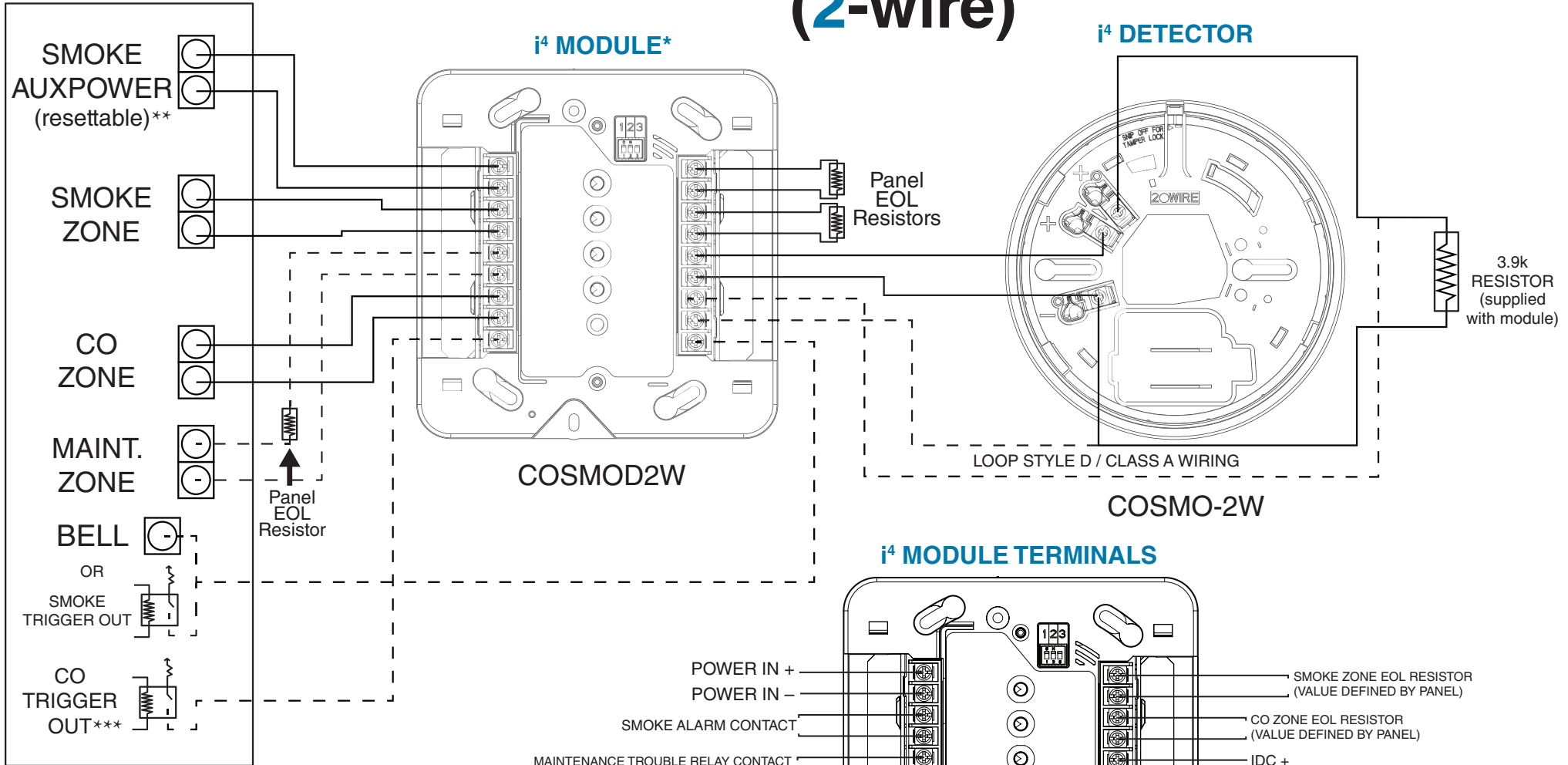


i⁴ Series Combination Carbon Monoxide(CO)/Photoelectric Smoke Detector COSMO-2W (2-wire) Wiring Diagram



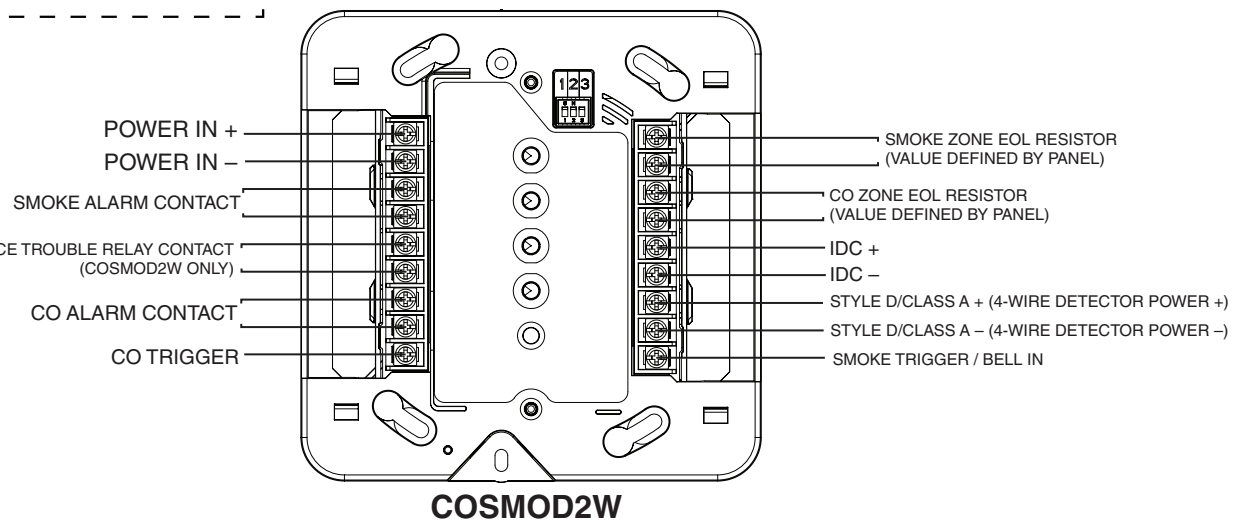
PANEL



DIP SWITCH CONFIGURATIONS

	DIP SWITCH # 1	DIP SWITCH # 2	DIP SWITCH # 3
ON (DEFAULT)	Bell In	Smoke Maint on Smoke Trouble and Form-B Maint Relay (COSMOD2W only)	Unused
OFF	Smoke Trigger	Smoke Maint on Form-B Smoke maintenance Relay only (COSMOD2W only)	Unused

i⁴ MODULE TERMINALS



* Module is also compatible with 2WTA-B Smoke Detector

** Module requires resettable smoke power

***Triggers are optional and can be used to interconnect multiple modules with a bell output or positive voltage from the panel.

Please consult panel manufacturer for programming outputs

****Up to 12 detectors per module; models COSMO-2W or 2WTA-B only. Module interconnects sounders of both devices (RSS-MOD not needed).



advanced ideas. advanced solutions.™

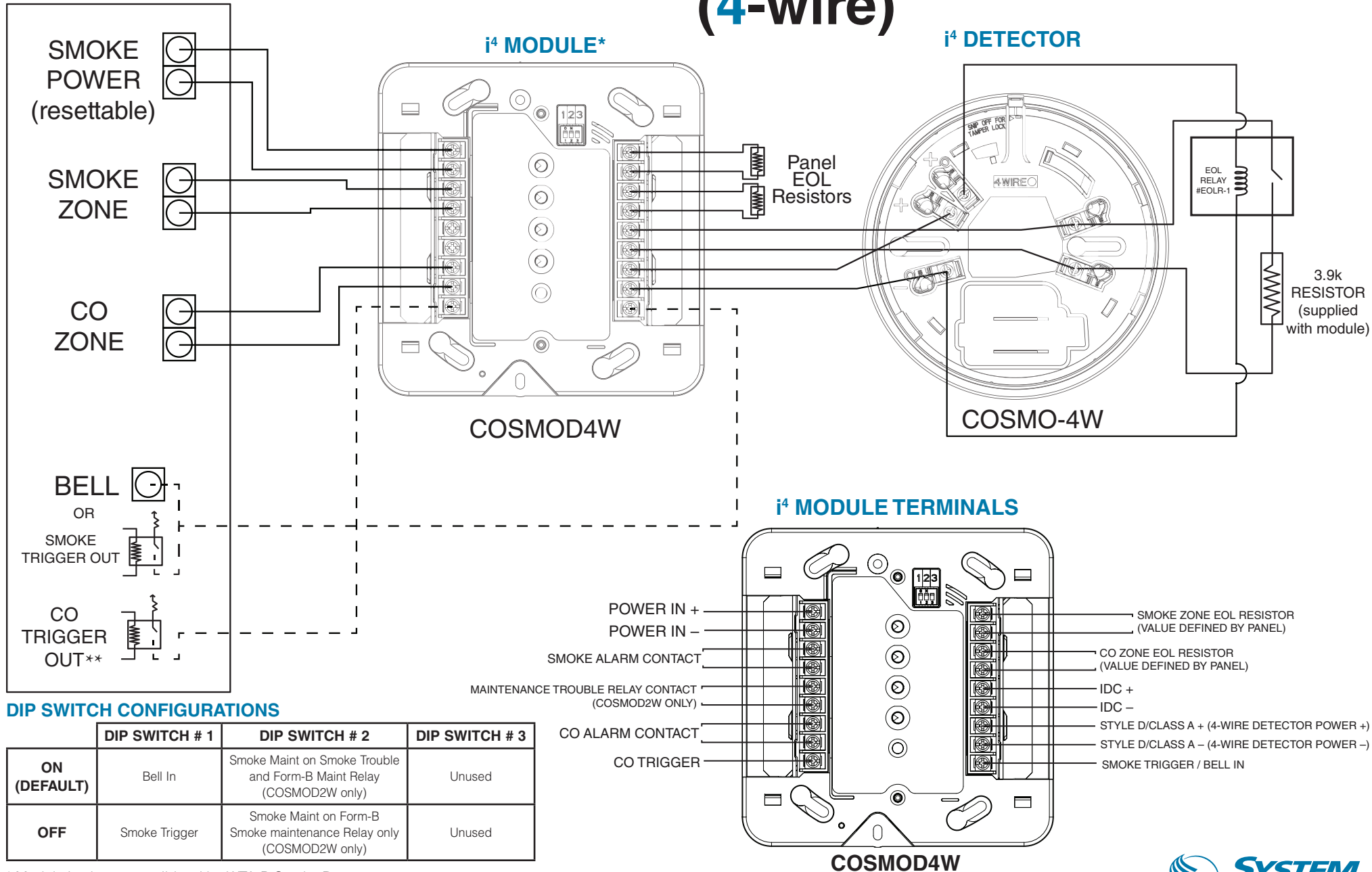
©2013 System Sensor. COFL8102 • 7/13

i⁴ Series Combination Carbon Monoxide(CO)/Photoelectric Smoke Detector COSMO-4W (4-wire) Wiring Diagram



PANEL

(4-wire)



DIP SWITCH CONFIGURATIONS

	DIP SWITCH # 1	DIP SWITCH # 2	DIP SWITCH # 3
ON (DEFAULT)	Bell In	Smoke Maint on Smoke Trouble and Form-B Maint Relay (COSMOD2W only)	Unused
OFF	Smoke Trigger	Smoke Maint on Form-B Smoke maintenance Relay only (COSMOD2W only)	Unused

* Module is also compatible with 4WTA-B Smoke Detector

** Triggers are optional and can be used to interconnect multiple modules with a bell output or positive voltage from the panel.

Please consult panel manufacturer for programming outputs

***Up to 12 detectors per module; models COSMO-4W or 4WTA-B only. Module interconnects sounders of both devices (RSS-MOD not needed).



advanced ideas. advanced solutions.™

©2013 System Sensor. COFL8102 • 7/13