



OSY2 Supervisory Switch

The System Sensor OSY2 is used to monitor the open position of an Outside Screw and Yoke (OS&Y) type gate valve.



Features

- NEMA 3R-rated enclosure
- User-friendly mounting bracket fits newer valve yokes
- Single side conduit entry does not require right angle fittings
- Adjustable length actuator eliminates the need for cutting the shaft
- Accommodates up to 12 AWG wire
- Three position switch monitors vandal and valve close signals
- Two SPDT contacts are enclosed in a durable terminal block for added strength
- 100 percent synchronization activates both alarm panel and local bell simultaneously

Robust Construction. The OSY2 consists of a rugged housing, intended for indoor and outdoor use. When installed with the actuator in the vertical position, the OSY2 is NEMA 3R rated per UL.

Application Flexibility. The OSY2 features a user-friendly mounting bracket and adjustable shaft to permit mounting to most OS&Y valves, ranging in size from 1" to 12". Its right angle design and wide bracket span provides maximum clearance for valve components, to accommodate troublesome valves. Removing the OSY2's gate valve bracket allows the unit to monitor side-bracket-style pressure reducing valves.

Simplified Operation. Installation is made easier with the OSY2's single side conduit entrance. By providing a direct conduit pathway to the electrical source, right angle fittings are not required. Installation is further simplified by the OSY2's adjustable length actuator, which eliminates the need for cutting the shaft.

Reliable Performance. The OSY2 is equipped with tamper-resistant cover screws to prevent unauthorized entry. Inside, two sets of SPDT (Form C) synchronized switches are enclosed in a durable terminal block to assure reliable performance.

Agency Listings



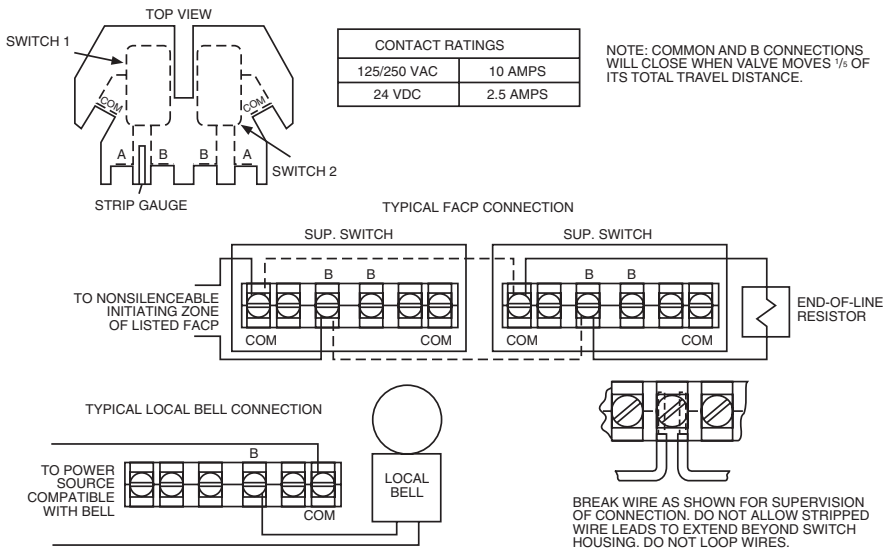
OSY2 Specifications

Architectural/Engineering Specifications

Model shall be model number OSY2 supervisory switch as manufactured by System Sensor. OSY2 shall be installed on each valve as designated on the drawings and/or as specified herein. Switches shall be mounted so as not to interfere with the normal operation of the valve and shall be adjusted to operate within two revolutions of the valve control or when the stem has moved no more than one-fifth of the distance from its normal position. The mechanism shall be contained in a weatherproof die cast metal housing that provides a side entrance for 1/2" conduit and incorporates the necessary facilities for attachment to the valve. A grounding provision is provided. The switch assembly shall include two switches each with a rated capacity of 10 Amp @ 125/250VAC and 2.5 Amp @ 24VDC. The cover shall contain tamper-resistant screws for which a security wrench will be provided with each switch. The OSY2 shall be Underwriters Laboratories listed for indoor or outdoor use. The OSY2 shall be Factory Mutual, CSFM, and MEA approved.

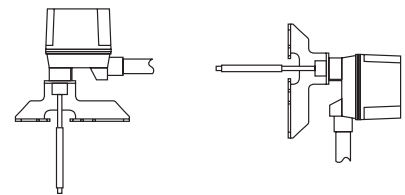
Physical Specifications		Operating Specifications	
Overall Switch Dimensions	5 3/4" H x 3 1/2" W x 3 1/4" D (14.6cm x 8.9cm x 8.2cm)	Contact Ratings	Two sets of SPDT (Form C) 10.0 A @ 125/250VAC; 2.5 @ 6/12/24VDC
Shipping Weight	2.8 lbs. (1.3 kg)	Enclosure Rating	UL indoor/outdoor NEMA 3R when mounted with the actuator vertical
Operating Temperature Range	32°F to 120°F (0°C to 49°C) NOTE: The OSY2 will operate from -40°F to 120°F (-40°C to 49°C); however UL does not test control valve supervisory switches below 32°F (0°C).	Cover Tamper Switch	Standard with ULC model Optional for UL model, part no. 546-7000
Maximum Stem Extension	25/8" (6.7cm)	Service Use	Automatic Sprinkler: NFPA 13 One or Two Family Dwelling: NFPA 13D Residential Occupancies up to 4 stories: NFPA 13R; National Fire Alarm code: NFPA 72
Bracket Span	1/4" H x 6 3/4" W x 1" D (5.7cm x 17.1cm x 2.5cm)	Warranty	3 years
Conduit Entrances	One single side open for 1/2" conduit	U.S. Patent Nos.	5,478,038; 5,213,205

Electrical Connections for OSY2

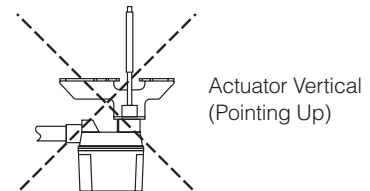


OSY2 Mounting

The following are examples of acceptable mounting positions:



The following mounting position is not acceptable:



Ordering Information

Part No.	Description		
OSY2	Outside Screw and Yoke valve supervisory switch		
OSY2A	Outside Screw and Yoke valve supervisory switch (ULC model)		
Accessories			
OSYRK	Replacement hardware kit (wrenches, screw pack and J-hooks)	WFDW	Replacement tamper-proof wrench for cover
546-7000	Cover tamper switch kit	HEXW	Replacement hex wrench
S07-66-XX	Tamper screws for cover		



3825 Ohio Avenue • St. Charles, IL 60174
 Phone: 800-SENSOR2 • Fax: 630-377-6495
 www.systemsensor.com

©2011 System Sensor.
 Product specifications subject to change without notice. Visit systemsensor.com for current product information, including the latest version of this data sheet.
 WFD574601 • 11/11