



July 29, 1999

F-100

BG-10 Series Manual Fire Alarm Stations

Section: Conventional Initiating Devices

GENERAL

The **Fire-Lite BG-10 Series** Manual Fire Alarm Stations provide dual-action, normally-open contact alarm initiating points for use with UL listed fire alarm control panels. The BG-10 Series features non-coded, dual-action operation.



S711



CS115



California
State Fire
Marshal
7150-0075:103



0G5A5.AY

FEATURES

- Within ADA 5 lb. pull force when used without break-tube (models manufactured after 10-1-96, identified by an ⊗ under station spring).
- Impact-resistant, durable LEXAN® (or polycarbonate equivalent) housing.
- Back plate made of 16 gauge steel.
- Highly visible.
- Easily operated.
- Attractive shape with textured finish.
- Semi-flush or surface mounting.
- Operates with or without a break tube.
- Handle latches in **down** position to clearly indicate that the station has been operated.
- Optional lock with standard **Fire-Lite** key.
- Optional N.O. contact for auxiliary functions.
- Optional pre-signal circuit.
- Spanish (*FUEGO*) version available.

ADA

APPLICATIONS

The BG-10 Series manual fire alarm stations are intended for use as fire alarm initiating devices, with any fire alarm initiating circuit to be operated by a contact closure. The stations are for indoor or outdoor (BG-10WP) use and should be installed in compliance with applicable NFPA standards, local building codes, and plans and specifications.



51203pt1.jpg

INSTALLATION

The BG-10 Series manual fire alarm stations mount to standard single-gang electrical boxes. A terminal block with screws allows for fast and easy wiring.

OPERATION

Pulling the handle down causes the BG-10 to latch in the down position and to close the normally-open switch. The handle is restored manually by unscrewing the allen-head screw so the top of the case can pivot forward, allowing the spring-loaded handle to return to its normal position. The case can then be pivoted back to its normal position and secured with the allen-head screw.

The BG-10L utilizes a mechanical key instead of the allen-head screw.

The BG-10P/T has a normally-open auxiliary switch which is closed by rotating a key clockwise. (The key is non-removable in this position.)

SPECIFICATIONS

Physical:

	BG-10	SB-10	WP-10
Height	5.500 inches (139.700 mm)	5.500 inches (139.700 mm)	6.000 inches (152.400 mm)
Width	4.125 inches (104.775 mm)	4.125 inches (104.775 mm)	4.690 inches (119.126 mm)
Depth	1.375 inches (34.925 mm)	1.375 inches (34.925 mm)	2.000 inches (50.800 mm)

51203dim.tbl

Electrical:

Current Capacity: 3 Amps @ 30 VRMS.


LEXAN® is a registered trademark of GE Plastics, a subsidiary of General Electric Company.

This document is not intended to be used for installation purposes. We try to keep our product information up-to-date and accurate. We cannot cover all specific applications or anticipate all requirements. All specifications are subject to change without notice. For more information, contact **Fire-Lite**. Phone: (203) 484-7161 FAX: (203) 484-7118



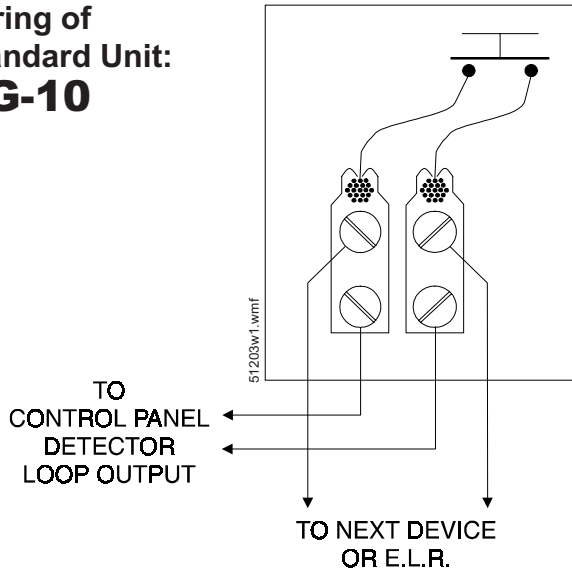
One Fire-Lite Place, Northford, Connecticut 06472

ISO-9001
Engineering and Manufacturing
Quality System Certified to
International Standard ISO-9001



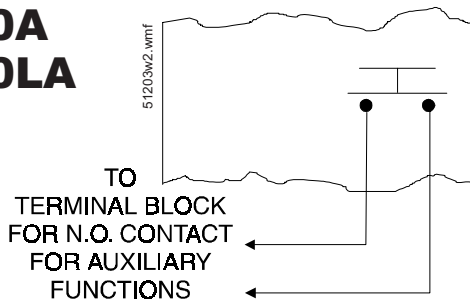
Made in the U.S.A.

Wiring of Standard Unit: BG-10

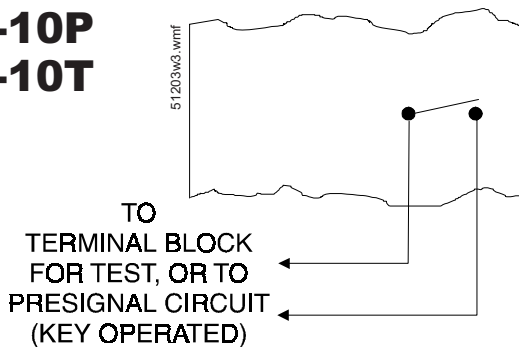


The BG-10SP

Additional Switch Included With Models: BG-10A BG-10LA



Additional Switch (Key-Operated) Included With Models: BG-10P BG-10T



PRODUCT LINE INFORMATION

Model	Description
BG-10	Standard unit. Dual action. Works with or without a crush tube. Includes a terminal block with screws for fast and easy wiring.
BG-10A	Standard unit plus an auxiliary N.O. switch to provide annunciator contacts.
BG-10T	Standard unit plus key-test feature.
BG-10P	Standard unit plus N.O. switch for pre-signal operation.
BG-10L	Standard unit plus key locking feature.
BG-10LA	Standard unit plus an auxiliary N.O. switch to provide annunciator contacts, plus key locking feature.
BG-10WP	Standard unit with a weather gasket (BG-10W). Includes appropriate surface backbox (WP-10) for outdoor applications.
BG-10SP	Spanish version of standard unit. Dual action. Works with or without a crush tube. Includes a terminal block.
WP-10	Surface backbox for outdoor applications (used with/included with BG-10WP).
SB-10	Surface-mount backbox for all BG-10 models.
BG-TR	Optional trim ring.

5120311.tbi

ARCHITECTURAL/ENGINEERING SPECIFICATIONS

Manual Fire Alarm Stations shall be non-coded, break-tube (or non-crush tube) type, with a key-operated test-reset lock (or Hex reset) in order that they may be tested, and so designed that after actual Emergency Operation, they cannot be restored to normal except by use of a key (or Hex). An operated station shall automatically condition itself so as to be visually detected, as operated, at a minimum distance of 100 feet (30.48 meters), front or side. Manual Stations shall be constructed of LEXAN® (or polycarbonate equivalent) with clearly visible operating instructions on the front of the stations in raised letters, 1.75 inches (44.45 mm) or larger. Stations shall be suitable for surface mounting on matching backbox, or semi-flush mounting on a standard single-gang box, and shall be installed within the limits defined by the Americans with Disabilities Act (ADA) dependent on manual station accessibility or per local requirements. Manual Stations shall be Underwriters Laboratories listed.