

ECC-RM

Remote Microphone



Emergency Communications

General

Firelite's ECC-RM is an optional Remote Microphone that is compatible with the ECC-50/100(E) Emergency Command Center for fire protection applications. It is part of a family of external remote consoles that allows for extending the operator interface to remote locations within a building. It is housed in a cabinet with a keyed or an optional thumb lock to limit access to qualified personnel.

The ECC-RM remote microphone allows for ALL CALL paging to be broadcast over the speaker circuits when depressing the microphone's push-to-talk switch. The RM requires an external data bus connection, an external audio riser connection, and an external operator interface power connection (24 Volts DC) from the ECC-50/100 main console.

TYPICAL APPLICATIONS

- Schools
- Healthcare Facilities
- Factories
- Theaters
- Military facilities
- Restaurants
- Auditoriums
- Places of Worship
- Office Buildings
- Dormitories

Features

- External remote console that provides ALL CALL paging broadcasts over the speaker zones of the ECC-50/100(E) primary operating console.
- Modular design for maximum system flexibility and easy expansion.
- Supports both Class A (Style Z) and Class B (Style Y) wiring.
- A maximum of eight ECC-RMs can be connected to an ECC-50/100(E) primary operating console.
- Built-in microphone with push-to-talk feature that can be used for ALL CALL paging.
- Sturdy cabinet design with a keyed lock to prevent unauthorized access. Optional thumb lock is available.
- Simple and straightforward user interface.

Electrical Specifications

PRIMARY POWER REQUIREMENTS:

Voltage 24VDC non-resettable power from the ECC-50/100(E). External Operator Interface Power (Non-supervised).


See ECC-50/100(E) Product Manual P/N LS10001-000FL-E for standby and alarm current requirements as well as battery calculations.

Wiring Requirements

See Product Installation Document PN: LS10029-000FL-E for detailed wiring requirements.

Agency Listings and Approvals

The listings and approvals below apply to the ECC-RM Remote Microphone. In some cases, certain modules may not



be listed by certain approval agencies or listing may be in process. Consult factory for latest listing status.

UL Listed S2424

CSFM: 6912-0075:0228

FDNY: COA #6152

FM Approved

Standards and Codes

The ECC-RM complies with NFPA 101 Life Safety Code and with the following UL Standards and with NFPA 72 Fire Alarm system requirements.

UL 864.

Temperature and Humidity ranges

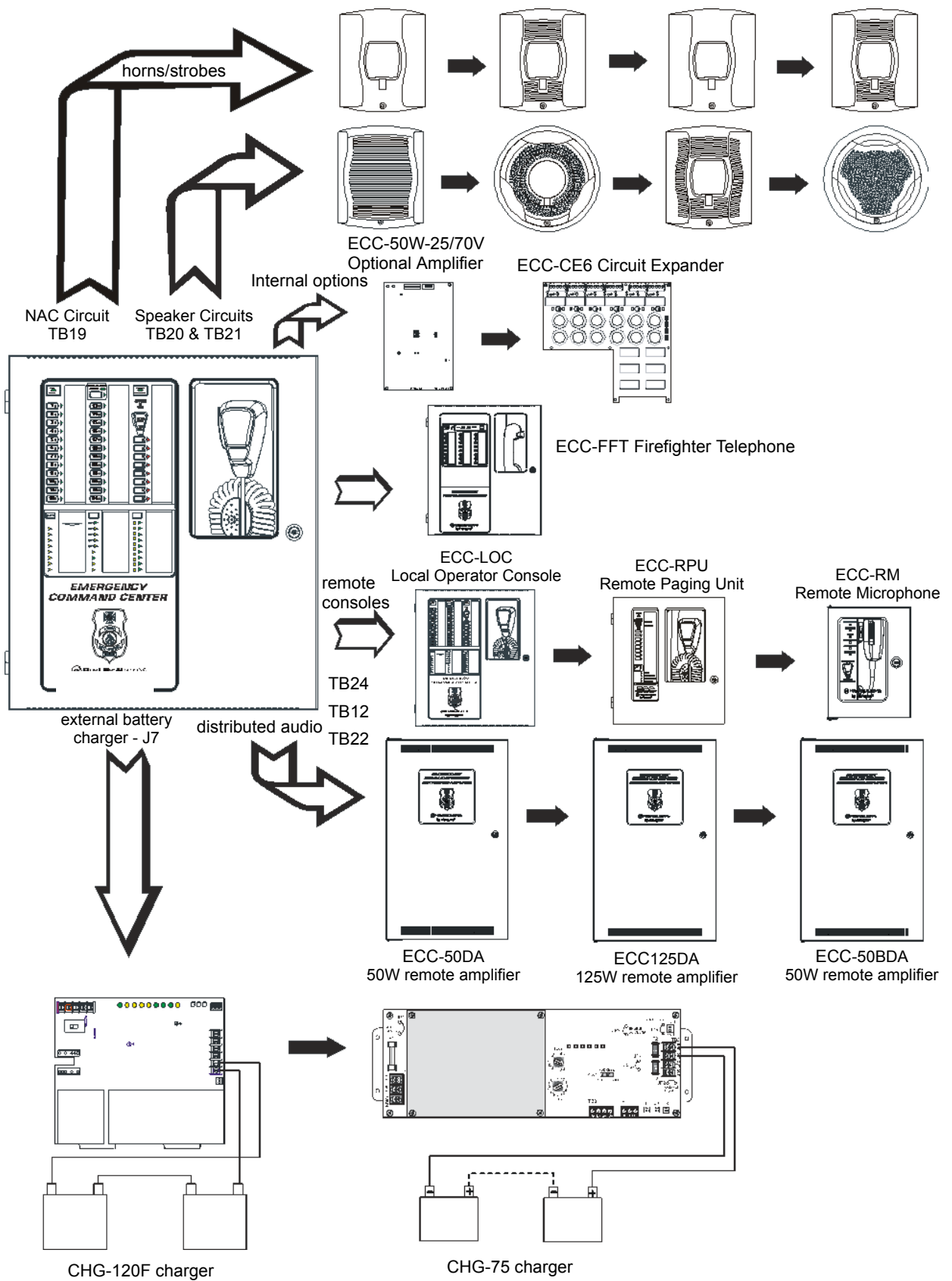
This system meets NFPA requirements for operation at 0-49° C/32-120° F and at a relative humidity 93% ± 2% RH (non-condensing) at 32°C ± 2°C (90°F ± 3°F). However, the useful life of the system's standby batteries and the electronic components may be adversely affected by extreme temperature ranges and humidity. Therefore, it is recommended that this system and its peripherals be installed in an environment with a normal room temperature of 15-27° C/60-80° F.

Cabinet Specifications

8.3" (21.082 cm) high x 6.080" (15.44 cm) wide x 4.337" (11.02 cm) deep (Door attached and closed).

Shipping Specifications

Weight: 4 lbs (1.81 kg).



ECC-50/100(E) Emergency Command Center (Possible Configurations)

Control and Indicators

PUSH BUTTON CONTROLS

- Microphone
- Push to talk switch

LED STATUS INDICATORS (VISIBLE WITH DOOR CLOSED)

- System in Use (green)
- OK to Page (green)
- AC Power (green)
- Data Trouble (yellow)
- Audio Trouble (Yellow)
- Microphone Trouble (yellow)

Product Line Information (Ordering Information)

ECC-RM: Remote Microphone only.

ECC-50/100: (Primary operating Console) 50 Watt, 25VRMS single speaker zone emergency voice evacuation system, Integral microphone, built in tone generator and 14 recordable messages. *Please refer to the data sheet DF-60734 for more information.*

ECC-50/100E: Export version (Primary operating Console) 50 Watt, 25VRMS single speaker zone emergency voice evacuation system, Integral microphone, built in tone generator and 14 recordable messages. *Please refer to the data sheet DF-60734 for more information.*

ECC-CE6: Speaker Circuit/Zone Expander Module.

ECC-50W-25V: 25V, 50 watt audio amplifier module. Adding a second speaker circuit increases the total ECC-50/100 power output to 100 watts or can also be used as a backup amplifier.

ECC-50W-70V: 70V, 50 watt audio amplifier module. Adding a second speaker circuit increases the total ECC-50/100 power output to 100 watts or can also be used as a backup amplifier.

ECC-XRM-70V: 70V Transformer conversion module for 70V operation.

ECC-LOC: Local Operator Console (Complete user interface), *Please refer to the data sheet DF-60762 for more information.*

ECC-RPU: Remote Page Unit Hand held microphone, 14 message buttons. *Please refer to the data sheet DF-60761 for more information.*

ECC-50DA: Distributed (Remote) Audio Amplifier, 50 watts. *Please refer to the data sheet DF-60763 for more information.*

ECC-50BDA: Distributed (Remote) Audio Amplifier with backup, 50 watts/100 watts at 25Vrms or 70Vrms. *Please refer to the data sheet DF-60763 for more information.*

ECC-50WBU: Expander card for ECC-BDA remote amplifier for 100 watt primary/50 watt backup operation. *Please refer to the data sheet DF-60763 for more information.*

ECC-125DA: Distributed (Remote) Audio Amplifier, 125 watts. *Please refer to the data sheet DF-60763 for more information.*

ECC-50DAE: Export version. Distributed (Remote) Audio Amplifier, 50 watts, 240 VAC, 50 Hz. *Please refer to the data sheet DF-60763 for more information.*

ECC-125DAE: Export version. Distributed (Remote) Audio Amplifier, 125 watts, 240 VAC, 50 Hz. *Please refer to the data sheet DF-60763 for more information.*

ECC-CE4: Distributed Audio Speaker Circuit/Zone expander module.

ECC-FFT: Fire Fighter Telephone System. *Please refer to the data sheet DF-60765 for more information.*

FPJ-F: Remote Phone Jack.

FHS-F: Fire Fighters Remote Handset.

FHSC-RF: Fire Fighters Handset Cabinet Recessed.

FHSC-SF: Fire Fighters Handset Cabinet Surface Mount.

MMF-301: Addressable Mini-Monitor Module.

I300: SLC Line Isolation Module.

TR-CE: Optional Trim Ring.

ECC-MICROPHONE: Replacement Microphone Only.

CHG-75: 25 to 75 ampere-hours (AH) external battery charger.

CHG-120F: 25-120 ampere-hours (AH) external battery charger.

BAT-1270: Battery, 12volt, 7.0AH (Two required).

BAT-12120: Battery, 12volt, 12.0AH (Two required).

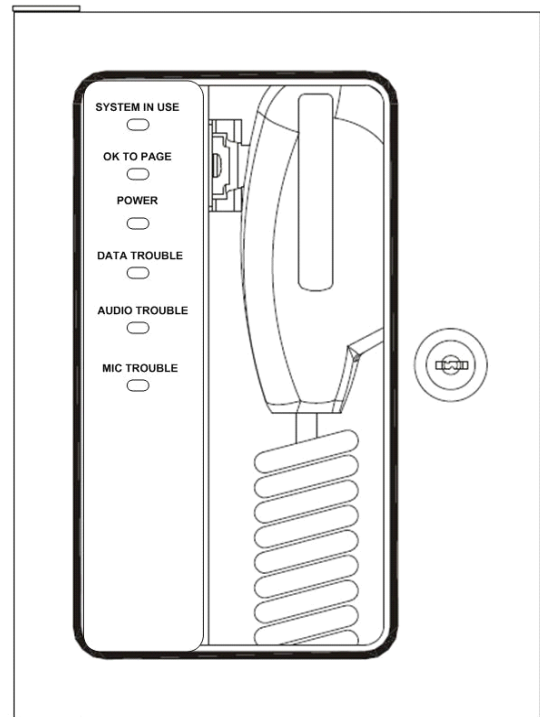
BAT-12180: Battery, 12volt, 18.0AH (Two required).

BB-26: Battery back box – Mounts up to 2, BAT-12260 Batteries.

BB-55F: Battery Box -- Mounts up to 2, BAT-12260 or BAT-12550s.

MMF-300: Monitor module used to supervise dry contact input devices.


ECC-THUMBLTCH: Optional Thumb Latch. (Non UL-Listed).



Fire-Lite® Alarms is a registered trademark of Honeywell International Inc.
©2015 by Honeywell International Inc. All rights reserved. Unauthorized use
of this document is strictly prohibited.



This document is not intended to be used for installation purposes.
We try to keep our product information up-to-date and accurate.
We cannot cover all specific applications or anticipate all requirements.
All specifications are subject to change without notice.



Assembled in the USA

For more information, contact Fire•Lite Alarms. Phone: (800) 627-3473, FAX: (877) 699-4105.
www.firelite.com