

Addressable Two-Wire Interface Module

IDP-Zone


The IDP-Zone is an addressable two-wire interface module for use with the Honeywell Farenhyt Series fire alarm control panels (FACPs). The IDP-Zone allows a Honeywell FACP to interface and monitor two-wire conventional smoke detectors. This means you can retrofit an existing building and use existing conventional devices.

The IDP-Zone is addressed through the signaling line circuit loop of the FACP. It transmits the status of one full zone of two-wire detectors to the FACP. Status conditions are reported as normal, open, or alarm. The IDP-Zone supervises the zone of detectors and the connection of the external power supply.

All two-wire detectors being monitored must be UL compatible with the IDP-Zone.

Installation

The IDP-Zone mounts directly into a 4" square electrical box. The box must have a minimum depth of 2-1/8". A surface mount electrical box (System Sensor® PN SMB500) is available from Honeywell.



IDP-ZONE

Compatibility

The IDP-Zone is compatible with the following Farenhyt Series FACPs:

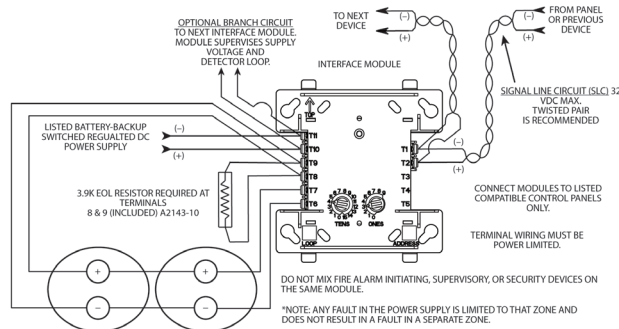
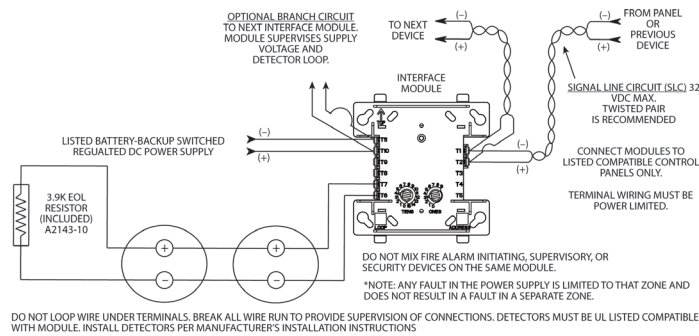
- IFP-2100 / IFP-2100ECS / RFP-2100
- IFP-2000 / IFP-2000ECS / RPS-2000
- IFP-1000 / IFP-1000ECS
- IFP-300 / IFP-300ECS
- IFP-100 / IFP-100ECS
- IFP-75
- IFP-50

For a list of detectors compatible with the IDP-Zone see the IDP-Zone Installation Instructions.

FEATURES & BENEFITS

- Converts a conventional two-wire loop to an SLC loop
- Fully supervised
- Support for Style B and Style D wiring
- Panel controlled status LED that flashes green in normal state and is solid red in alarm
- Attractive ivory cover plate
- Rotary address switches for fast installation
- SEMS screws for easy wiring
- UL Listed
- CSFM Listed
- MEA Listed 386-02-E Vol. II

IDP-Zone Technical Specifications



For a complete listing of all compliance approvals and certifications, please visit www.farenhyt.com.

Microsoft, Windows, and the Windows Logo are registered trademarks or trademarks of Microsoft Corporation.

Honeywell® and System Sensor® are registered trademarks of and Farenhyt™ is a trademark of Honeywell International, Inc.

This document is not intended to be used for installation purposes. We try to keep our product information up-to date and accurate. We cannot cover all specific applications or anticipate all requirements. All specifications are subject to change without notice.

For Technical Support, Please call 800-446-6444.

SPECIFICATIONS

Physical: 4.5" H x 4"W x 1.25" D

Shipping Weight: 6.3oz (196g)

ELECTRICAL RATINGS

Operating Voltage: 15 to 32VDC

External Power Supply

Alarm Current: 90mA per module

Standby Current: 12mA @ 24 VDC (nominal)

Standby & Alarm Current: 300 µA max @ 24 VDC (one communication every 5 sec. with LED enabled)

End-of-Line Resistance: 3.9kΩ

SLC Loop Impedance: 40Ω

Initiating Device Circuit Wiring Resistance: 25Ω max

ENVIRONMENTAL

Operating Temperature: 32°-120°F (0°C – 49°C)

Humidity: 10 to 93% non-condensing)

ORDERING INFORMATION

IDP-Zone: Two-wire interface module

ACCESSORIES

IDP-ACB: 4" square surface mount electrical box

For more information

Learn more about Honeywell's Farenhyt Series and other products available by visiting www.farenhyt.com

Honeywell Security & Fire

12 Clintonville Road
Northford, CT 06472
800-328-0103

Doc 350292 | Rev H | 09/17
© 2017 Honeywell International Inc.

Honeywell
THE POWER OF **CONNECTED**