



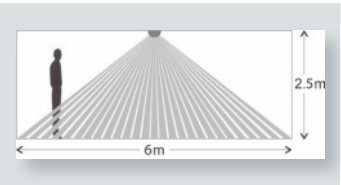
LS1000R LightSpot Switching PIR Sensors

Innovative dual mount system requires only one sensor for either flush or surface mount applications

Features and benefits

- Reliable occupancy detection
- Integrated daylight sensing
- Quick, easy commissioning with simple local controls for time delay and lux level adjustment
- Detection range of up to 6m diameter at 25°C at 2.5m mounting height
- Mounting height: recommended ceiling mount 1.8m to 3m
- Manual override operation
- Simplified installation
- Surface mount, can be fixed direct to the ceiling or on to a circular conduit or BESA box
- Ability to wire more than one sensor in parallel to a load
- Ability to switch volt free loads.

Technical Data	
Technology	PIR
Coverage	360°
Detection Range	Up to 6 metres diameter (3m radius) at mounting height of 2.5m
Operating Voltage	240V 50 Hz
Delay time	5 seconds to 15 minutes
Load Rating	10A - Max inrush current 120A
Operating Temperature	0° C - 40° C
LUX Level Adjustment	5 to 1000 LUX
Fascia Colour	White (RAL9010)
Material	Flame retardant PC/ABS
IP Rating	Surface mount IP44 Flush mount IP44 (Sensor section only) IP20 (Ceiling board onwards)
Conformity	EMC-2014/30/EU LVD-2014/35/EC RoHS-2011/65/EU



Cone shaped detection pattern. Optimum mounting height of 2.5m, gives detection diameter of 6m

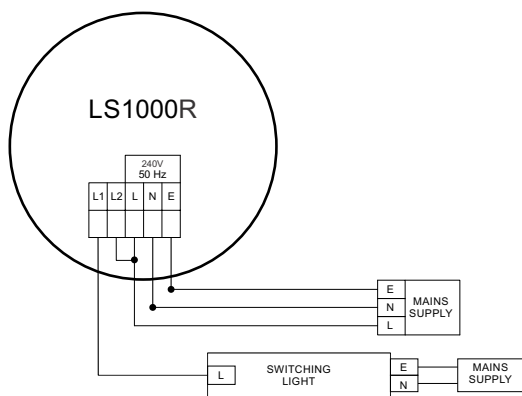
Applications

- Offices
- Corridors
- Toilets
- Storage areas

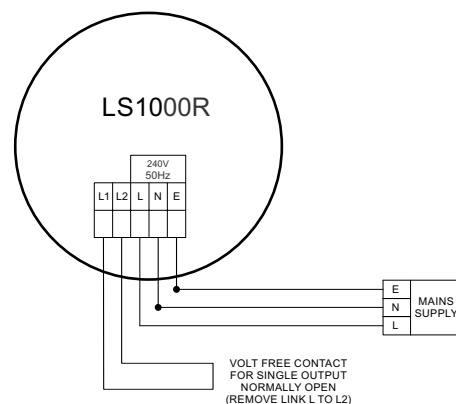


Wiring

Option 1

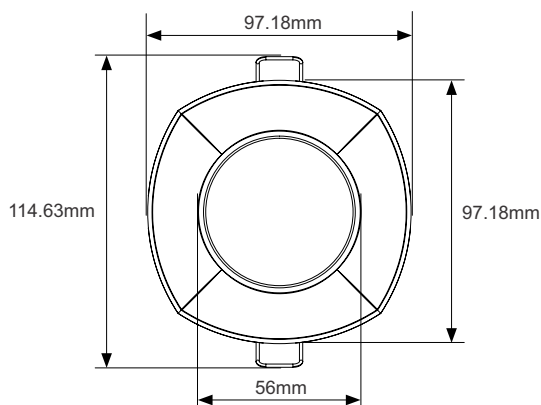
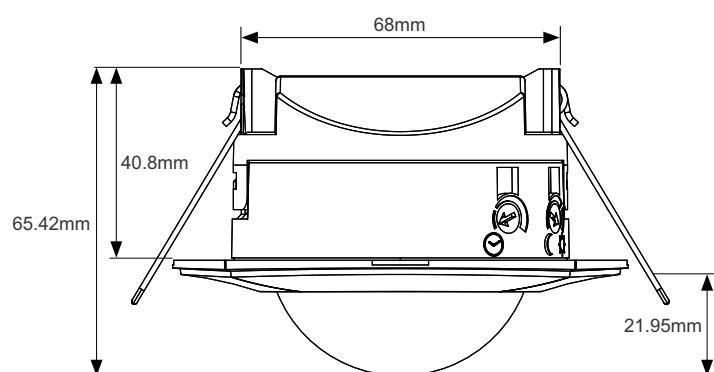


Option 2

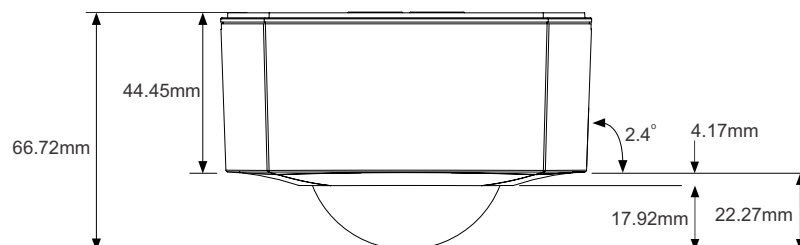


Flush Mount

(Hole size 75mm to 80mm)



Surface Mount



EU contact for regulatory questions:

PEHA Elektro GmbH & Co.
KG Gartenstraße 49, 58511 Lüdenscheid, Germany Web: www.peha.de

Honeywell

St Marks Court, North Street Horsham, West Sussex
Rh12 1BW Tel: +44 (0)1942 719229 Web: www.ex-or.com