


LP920A and B Remote Bulb Temperature Controllers



General

The LP920 Remote Bulb Temperature Controllers are pneumatic single temperature controllers with high capacity valves and are available for direct or reverse action. They provide proportional control of pneumatic dampers and valves to regulate air or liquid temperature, sensed by an integral, liquid filled element. The remote temperature sensing element permits instrument location where it's easily accessible.

Features

- Fahrenheit or Celsius scales for all adjustments
- Direct or reverse acting models
- Adjustable setpoint and throttling ranges
- Scales in bold type for high visibility
- Replaceable filter cartridge
- Single point or averaging elements

Description

The LP920 Remote Bulb Temperature Controllers are pneumatic single temperature controllers with high capacity valves and are available for direct or reverse action. They provide proportional control of pneumatic dampers and valves to regulate air or liquid temperature, sensed by an integral, liquid filled element. The remote temperature sensing element permits instrument location where it's easily accessible.

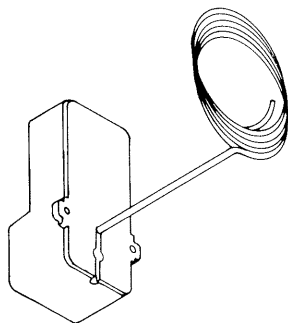
Models:

- LP920A—Direct acting
- LP920B—Reverse acting

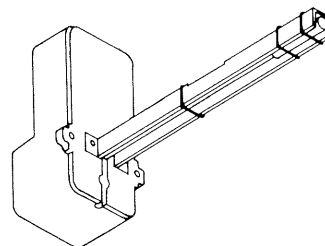
Setpoint Range:

30 to 150F (-1.1 to 66C)

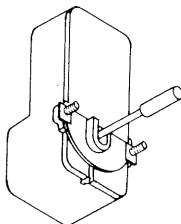
Elements:



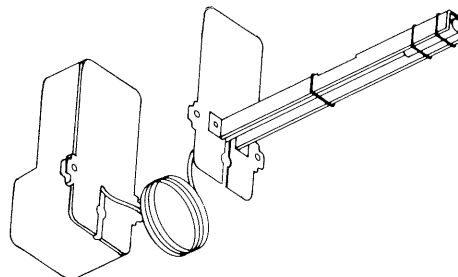
Averaging Element Duct Mounting—8 ft (2.44m)
Averaging Capillary.



Bulb Element Duct Mounting—10 in. (254 mm)
Capillary with 5-1/4 in. x 3/8 in. (133 mm x 9.5 mm)
Dia Bulb for Integral Duct Mounting.



Bulb Element Well Mounting—3 in. (76 mm) Capillary
with 5-1/4 in. x 3/8 in. (133 mm x 9.5 mm) Dia Bulb for
Well Mounting.



Bulb Element Duct Mounting Remote—5 ft (1.52m)
capillary with 5-1/4 in. x 3/8 in. (133 mm x 9.5 mm)
Dia Bulb for Remote Bulb Duct Mounting.

Throttling Range:

5 to 25F (3 to 15C). Factory set at 10F (6C). Scale marked for 5, 10, 15, 20, 25F.

Maximum Safe Air Pressure:

30 psi (207 kPa)

Maximum Safe Air Temperature:

Element—230F (110C)

Controller—150F (66C)

Minimum Operating Temperature:

Controller—35F (1.7C)

Nominal Supply Air Pressure:

18 psi (124 kPa)

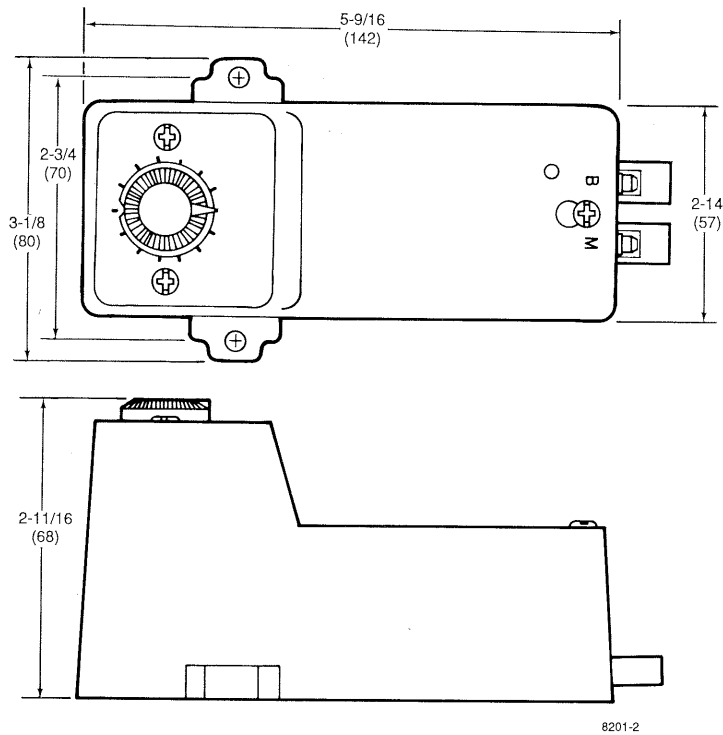
Branchline Pressure Output:

3 to 13 psi (21 to 90 kPa)

Air Consumption:

.001 scfm (.005 ml/s)

Dimensions in Inches (Millimeters):



Air Consumption:

.001 scfm (.055 m/s)

Air Connections:

Two barbs to fit 1/4 in. (6 mm) polyethylene tubing, marked for main and branch lines (“M” and “B”)

Finish and Material:

Aluminum with corrosion resistant anodized finish. Plastic knob and scaleplate.

Accessories:

- 315046B Well, 7-3/8 in. (187 mm) copper, 1/2 in. NPT
- 315904B Well, 7-5/16 in. (186 mm) stainless steel, 1/2 in. NPT
- 314439 Duct Mounting Clip for averaging capillary

By using this Honeywell literature, you agree that Honeywell will have no liability for any damages arising out of your use or modification to, the literature. You will defend and indemnify Honeywell, its affiliates and subsidiaries, from and against any liability, cost, or damages, including attorneys' fees, arising out of, or resulting from, any modification to the literature by you.



Home and Building Control

Honeywell Inc.
Honeywell Plaza
P.O. Box 524
Minneapolis, MN 55408-0524

Home and Building Control

Honeywell Limited-Honeywell Limitée
740 Ellesmere Road
Scarborough, Ontario
M1P 2V9

Helping You Control Your World