

V5015A FLANGED LINEAR VALVE PN6

SPECIFICATION DATA



GENERAL

These single seated valves are used for modulating control of hot / chilled water or steam in heating, ventilating and air conditioning systems. The valves can be operated by linear actuators M6421B and M7421B or by pneumatic actuators MP953.

FEATURES

- Cast iron body with flanged end connections
- Low seat leakage rate
- Metal to metal seating for long life span
- Self adjusting packing
- Accurate positioning to ensure state-of-the-art temperature control
- Easy mounting of direct coupled electric and pneumatic actuators
- Constant total flow throughout full plug travel

SPECIFICATIONS

Action	Stem up to close port A-AB
Nominal pressure rating	PN6
Flow characteristic	Equal percentage port A-AB, $n_{gl} = 3.4$ linear port B-AB
Rangeability	50:1
Leakage rate	$\leq 0.1\%$ of k_{VS} port A-AB $\leq 1\%$ of k_{VS} port B-AB
Stroke	38 mm
Valve body	
End connections	Flanged per ISO 7005-2
Material	Cast iron (GG25)
Dimensions	See Fig. 1
Trim	
Seat	Body integrated
Stem	Stainless steel
Plug	Stainless steel, skirt guided
Packing	Spring-loaded PTFE cone rings
Medium temperature and pressure	2 ... 120 °C; max. 600 kPa
Maximum temperature differential in alternating hot/cold water use	60 K

SIZES AND FLOW CAPACITIES

order number	valve size	k _{vs}
V5015A1151	DN100	140
V5015A1169	DN125	220
V5015A1177	DN150	310

INSTALLATION

- Water should meet VDI 2035 requirements.
- Do not install valve with stem below the horizontal.
- Fluid flow must correspond with the arrow direction on the valve body.
- The installation of a strainer is strongly recommended.

REPAIR PACKING KIT

Part No.: R 43 176 754 - 005

CLOSE OFF PRESSURE RATINGS in kPa

Electric Actuators

actuator		valve size		
model	force	DN100 (k _{vs} 140)	DN125 (k _{vs} 220)	DN150 (k _{vs} 310)
M6421B, M7421B	1800 N	150	120	80

Pneumatic Actuators

actuator model	actuator spring range	air pressure in actuator	closed valve seat	valve size		
				DN100	DN125	DN150
MP953C; (13")	14-48 kPa (2-7 PSI)	0 kPa	upper	110	70	45
			lower	150	150	150
MP953A,C; (13")	14-48 kPa (2-7 PSI)	115 kPa	upper	150	150	100
			lower	150	150	120

ACTUATORS

Electric Actuators

actuator (1800 N)	valve size
M6421B M7421B	DN100 - DN150

Pneumatic Actuators

actuator		valve size	direct acting	positioner
model	size			
MP953A	13"	DN100 - DN150	x	yes
MP953C	13"		x	no

DIMENSIONS (mm)

Valve

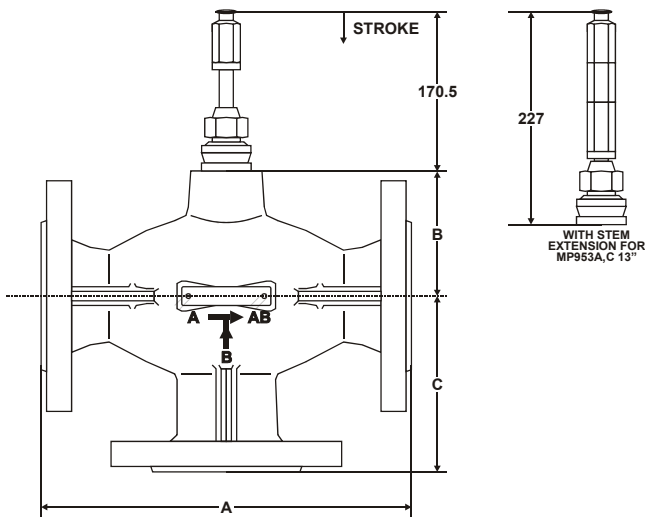
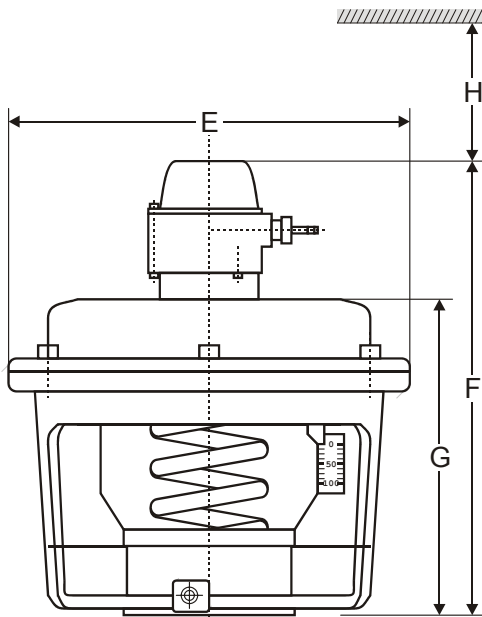


Fig. 1. V5015A

valve size	A	B	C
DN100	350	100	150
DN125	400	120	175
DN150	480	140	200

Pneumatic Actuators



MP953A,C
Fig. 2. MP953A,C

model	ØE	F	G	H
MP953A; 13"	343	327	-	200
MP953C; 13"	343	-	255	200

Electric Actuators

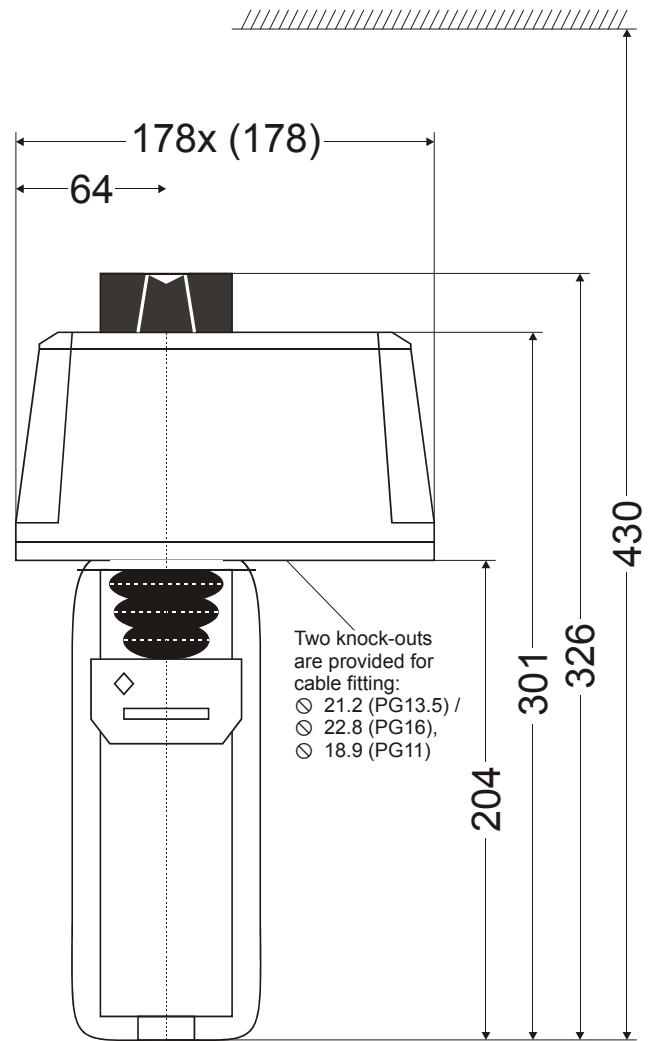


Fig. 3. M6421B/M7421B

Honeywell

Manufactured for and on behalf of the Environmental and Combustion Controls Division of Honeywell Technologies Sàrl, Ecublens, Route du Bois 37, Switzerland by its Authorized Representative:

Automation and Control Solutions

Honeywell GmbH
Böblinger Straße 17
D-71101 Schönaich
Phone: (49) 7031 63701
Fax: (49) 7031 637493
<http://europe.hbc.honeywell.com>

Subject to change without notice. Printed in Germany

Manufacturing location certified to **DIN EN ISO 9001**

EN0B-0431GE02 R0607