

M500MAB Monitor Module

SPECIFICATIONS

Normal Operating Voltage:	15 to 32 VDC
Maximum Current Draw:	5.0mA (LED on)
Average Operating Current:	350 µA, 1 communication every 5 seconds, 47k EOL
EOL Resistance:	47K Ohms
Maximum IDC wiring resistance:	40 Ohms
Maximum IDC Voltage:	11 Volts
Maximum IDC Current:	400µA
Temperature Range:	32°F to 120°F (0°C to 49°C)
Humidity:	10% to 93% Non-condensing
Dimensions:	4 1/2" H x 4" W x 1 1/4" D (Mounts to a 4" square by 2 1/8" deep box.)
Accessories:	SMB500 Electrical Box

BEFORE INSTALLING

This information is included as a quick reference installation guide. Refer to the control panel installation manual for detailed system information. If the modules will be installed in an existing operational system, inform the operator and local authority that the system will be temporarily out of service. Disconnect power to the control panel before installing the modules.

NOTICE: This manual should be left with the owner/user of this equipment.

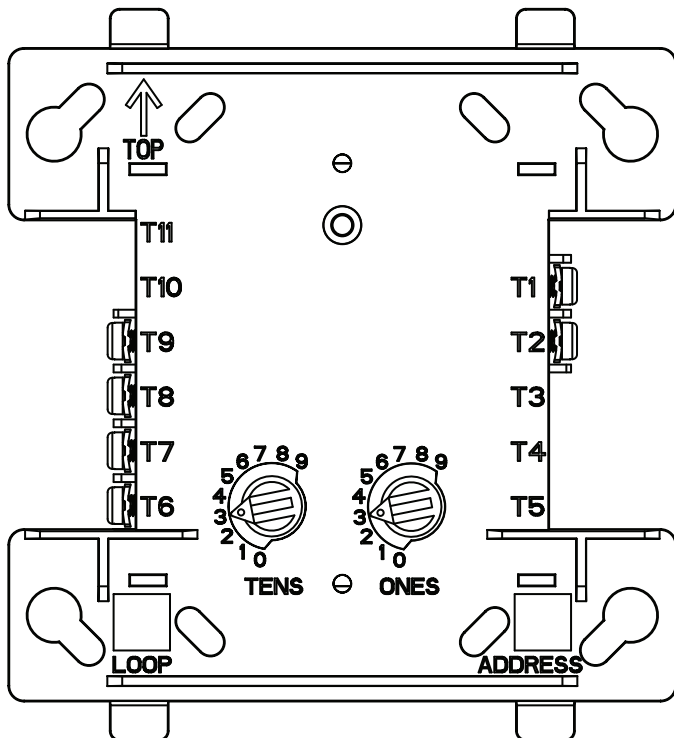
GENERAL DESCRIPTION

The M500MAB Monitor Module is intended for use in intelligent, two-wire systems, where the individual address of each module is selected using the built-in rotary decade switches. It provides either a 2-wire or 4-wire fault tolerant initiating circuit for normally open contact fire alarm, supervisory, or security devices. The module has a panel controlled LED indicator.

COMPATIBILITY REQUIREMENTS

To ensure proper operation, these modules shall be connected to listed compatible system control panels only.

FIGURE 1. CONTROLS AND INDICATORS:

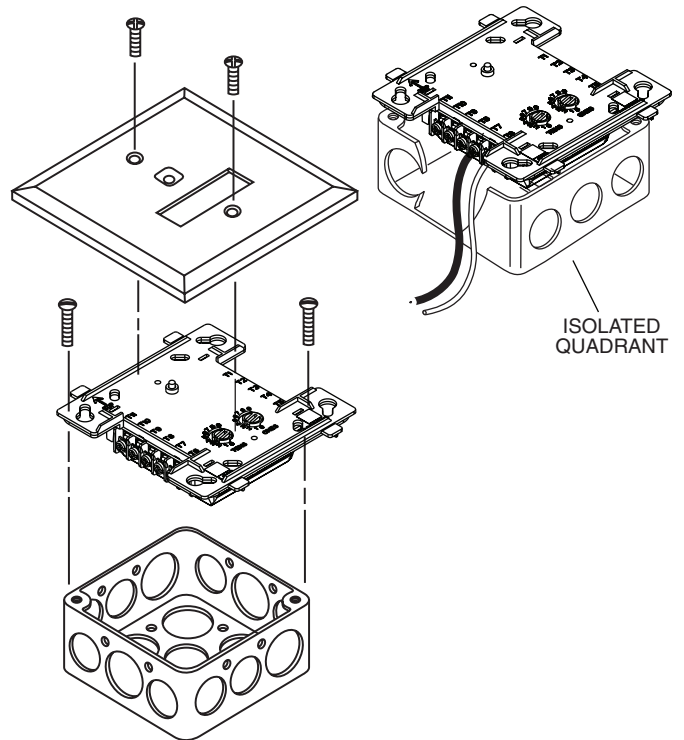


C0917-01

MOUNTING

The M500MAB mounts directly to 4-inch square electrical boxes (see Figure 2). The box must have a minimum depth of 2 1/8 inches. Surface mounted electrical boxes (SMB500) are available from System Sensor.

FIGURE 2. MODULE MOUNTING:



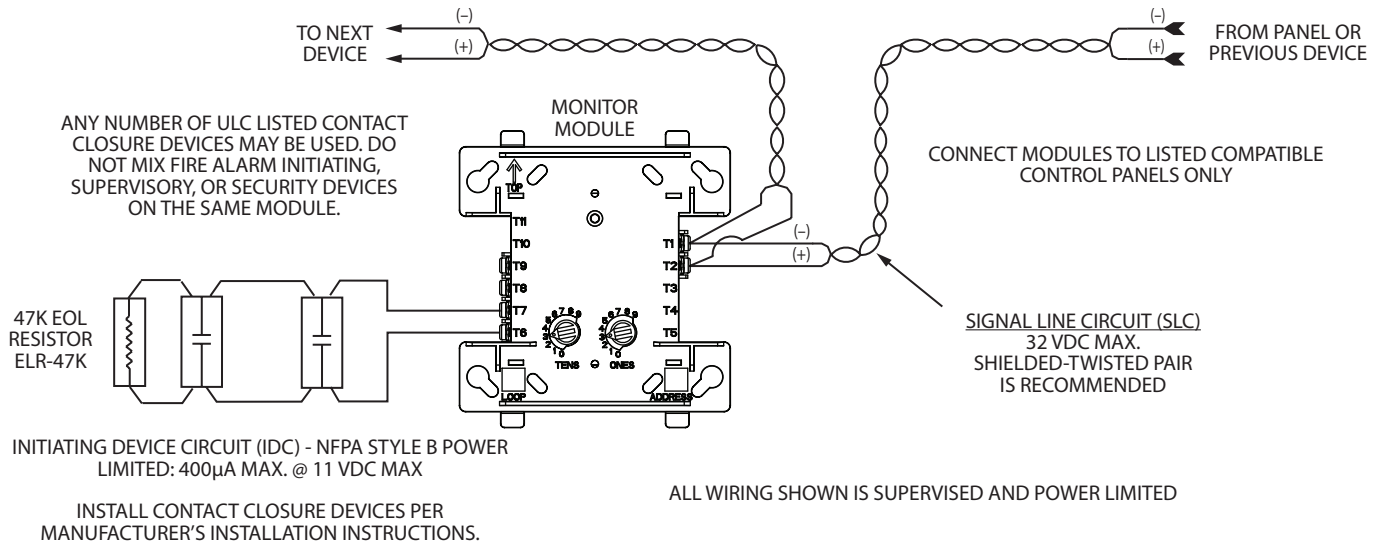
C1044-00

WIRING

NOTE: All wiring must conform to applicable local codes, ordinances, and regulations. This module is intended for power limited wiring only.

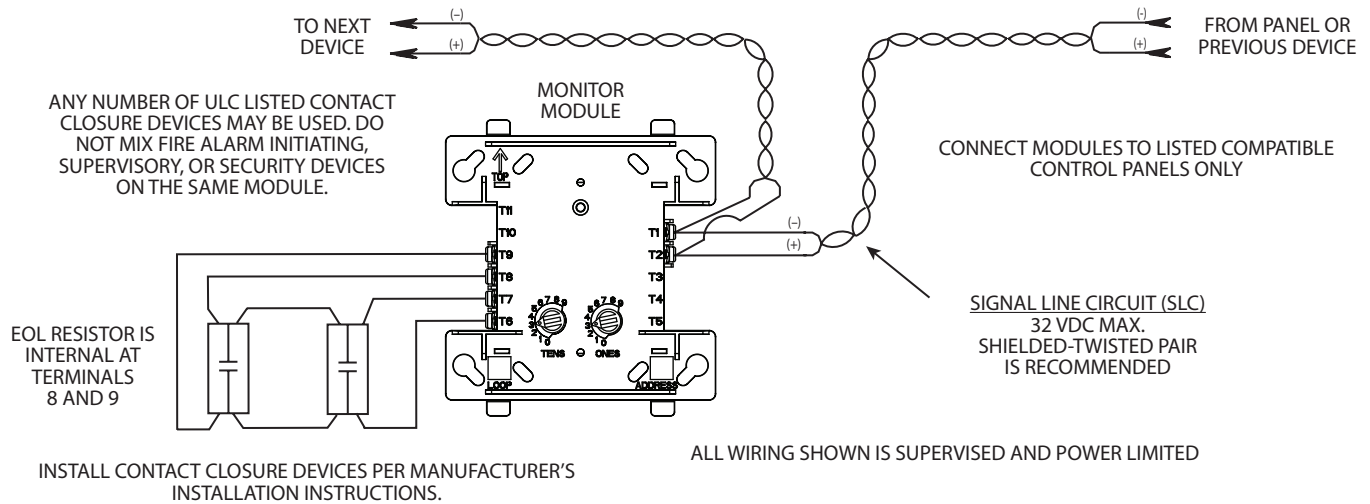
1. Install module wiring in accordance with the job drawings and appropriate wiring diagrams.
2. Set the address on the module per job drawings.
3. Secure module to electrical box (supplied by installer), as shown in Figure 2.

FIGURE 3. TYPICAL 2-WIRE INITIATING CIRCUIT CONFIGURATION, NFPA STYLE B:



C1051-00

FIGURE 4. TYPICAL 4-WIRE FAULT TOLERANT INITIATING CIRCUIT CONFIGURATION, NFPA STYLE D:



C0919-03

THREE-YEAR LIMITED WARRANTY

System Sensor warrants its enclosed product to be free from defects in materials and workmanship under normal use and service for a period of three years from date of manufacture. System Sensor makes no other express warranty for the enclosed product. No agent, representative, dealer, or employee of the Company has the authority to increase or alter the obligations or limitations of this Warranty. The Company's obligation of this Warranty shall be limited to the replacement of any part of the product which is found to be defective in materials or workmanship under normal use and service during the three year period commencing with the date of manufacture. After phoning System Sensor's toll free number 800-SENSOR2 (736-7672) for a Return Authorization number, send defective units postage prepaid to: System Sensor, Returns Department, RA

_____, 6581 Kitimat Road, Unit 6, Mississauga, Ontario L5N-3T5. Please include a note describing the malfunction and suspected cause of failure. The Company shall not be obligated to replace units which are found to be defective because of damage, unreasonable use, modifications, or alterations occurring after the date of manufacture. In no case shall the Company be liable for any consequential or incidental damages for breach of this or any other Warranty, expressed or implied whatsoever, even if the loss or damage is caused by the Company's negligence or fault. Some states do not allow the exclusion or limitation of incidental or consequential damages, so the above limitation or exclusion may not apply to you. This Warranty gives you specific legal rights, and you may also have other rights which vary from state to state.