

FREQUENTLY ASKED QUESTIONS

Honeywell Miller DuraSeal™ Self-Retracting Lifeline

Designed to Lower Your Cost of Ownership by Keeping it in the Field

Q: What is unique about the Miller DuraSeal Self-Retracting Lifeline (SRL)?

A: The new patent-pending Miller DuraSeal™ Self-Retracting Lifeline (SRL) is designed to perform in the harshest environments including onshore and offshore oil and gas, mining and petrochemical. The sealed technology, reusable brake system, field replaceable lifeline and corrosion resistant materials keep the product in the field to lower the cost of ownership.

Q: What is a Sealed Self-Retracting Lifeline?

A: A sealed self-retracting lifeline is designed to isolate critical components from external elements that might affect its performance and longevity. The Miller DuraSeal is designed to ensure the brake mechanism, bearings and power spring are protected from the elements.

Q: What testing has been conducted on the Miller DuraSeal to ensure its sealed technology completely isolates these critical components from the external environment?

A: The Miller DuraSeal has been tested at a certified independent laboratory to confirm the product meets the highest industry ingress protection as outlined under the International Electromechanical Commission (IEC) Standard IEC 60529. These ratings include IP68 and IP69K.

Q: What do IP68 and IP69K ratings indicate?

A: The standard IES 60529 provides Ingress Protection (IP) ratings that are defined by the digits indicated in each rating. The first digit in the rating indicates solid particle protection while the second digit indicates the liquid ingress protection. The solid particle protection (first digit) runs from zero (0) to six (6) with six being the highest level of protection. The liquid ingress protection (second digit) runs from zero (0) to nine K (9K) with 9K being the highest level of protection.

| Rating | Solid Particle Protection | Liquid Ingress Protection |
|--------|---------------------------|--|
| IP68 | 6 – Dust tight | 8 – Immersion beyond one meter |
| IP69K | 6 – Dust tight | *9K – Powerful high temperature water jets |

**The IPX9K level is defined by ISO 20653 and not the original IEC 60529.*

Q: What Miller DuraSeal models are available, how are they configured and what are the weights and dimensions of the units?

A: There are fourteen (14) Miller DuraSeal models available. Lifeline lengths include 50-ft, 100-ft, 130-ft and 175-ft. Each length is available with either a galvanized or a stainless steel lifeline. Units with galvanized lifelines are equipped with a zinc-plated carabiner and snap hook. Units with stainless steel lifelines come with a stainless steel carabiner and snap hook.

All 50-ft units are installed using a carabiner. There are two attachment options available for the 100-ft, 130-ft and 175-ft lengths. The first option is to attach the unit to an anchorage connector or structure with a carabiner. These units are shown in the upper portion of the following table labeled along the left side “ATTACHING WITH CARABINER.”

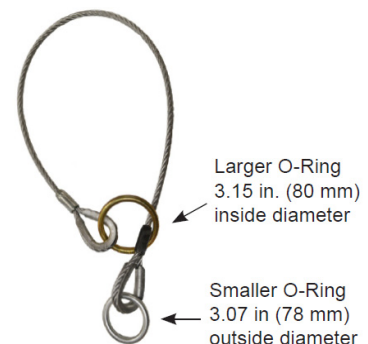
The second option is to attach the unit to a structure using a 4-hole bolt pattern often found on oil and gas drilling and maintenance rigs. These units have a plate integrated into the unit with this hole pattern. These units are shown in the lower portion of the following table labeled along the left side “ATTACHING WITH 4-BOLT HOLE PATTERN.” In addition to mounting with the unit side plate, these units can be mounted with a carabiner that is also included.

FREQUENTLY ASKED QUESTIONS

| | SKU | LENGTH | LIFELINE MATERIAL | WEIGHT | DIMENSIONS | | |
|------------------------------------|---|---------------|-------------------|------------------|-------------------|-------------------|------------------|
| | | | | | LENGTH | WIDTH | DEPTH |
| ATTACHING WITH CARABINER | Miller DuraSeal™ Sealed SRL with cable sling, tagline and 2 carabiners | | | | | | |
| | SSRL50G1 | 50-ft (15 m) | Galvanized Steel | 27.3 lb. (12 kg) | 12.8 in. (325 mm) | 11.8 in. (300 mm) | 4.9 in. (125 mm) |
| | SSRL50S1 | 50-ft (15 m) | Stainless Steel | 27.3 lb. (12 kg) | 12.8 in. (325 mm) | 11.8 in. (300 mm) | 4.9 in. (125 mm) |
| | SSRL100G1 | 100-ft (30 m) | Galvanized Steel | 59.7 lb. (27 kg) | 15.7 in. (399 mm) | 14.4 in. (366 mm) | 6.6 in. (168 mm) |
| | SSRL100S1 | 100-ft (30 m) | Stainless Steel | 59.7 lb. (27 kg) | 15.7 in. (399 mm) | 14.4 in. (366 mm) | 6.6 in. (168 mm) |
| | SSRL130G1 | 130-ft (40 m) | Galvanized Steel | 61.7 lb. (28 kg) | 15.7 in. (399 mm) | 14.4 in. (366 mm) | 6.6 in. (168 mm) |
| | SSRL130S1 | 130-ft (40 m) | Stainless Steel | 61.7 lb. (28 kg) | 15.7 in. (399 mm) | 14.4 in. (366 mm) | 6.6 in. (168 mm) |
| | SSRL175G1 | 175-ft (53 m) | Galvanized Steel | 76.5 lb. (35 kg) | 15.7 in. (399 mm) | 14.4 in. (366 mm) | 7.8 in. (198 mm) |
| | SSRL175S1 | 175-ft (53 m) | Stainless Steel | 76.5 lb. (35 kg) | 15.7 in. (399 mm) | 14.4 in. (366 mm) | 7.8 in. (198 mm) |
| ATTACHING WITH 4-BOLT HOLE PATTERN | Miller DuraSeal™ Sealed SRL with cable sling, tagline, 2 carabiners and 4-hole mounting plate | | | | | | |
| | SSRL100G2 | 100-ft (30 m) | Galvanized Steel | 61 lb. (28 kg) | 15.7 in. (399 mm) | 14.4 in. (366 mm) | 6.6 in. (168 mm) |
| | SSRL100S2 | 100-ft (30 m) | Stainless Steel | 61 lb. (28 kg) | 15.7 in. (399 mm) | 14.4 in. (366 mm) | 6.6 in. (168 mm) |
| | SSRL130G2 | 130-ft (40 m) | Galvanized Steel | 63 lb. (29 kg) | 15.7 in. (399 mm) | 14.4 in. (366 mm) | 6.6 in. (168 mm) |
| | SSRL130S2 | 130-ft (40 m) | Stainless Steel | 63 lb. (29 kg) | 15.7 in. (399 mm) | 14.4 in. (366 mm) | 6.6 in. (168 mm) |
| | SSRL175G2 | 175-ft (53 m) | Galvanized Steel | 77.9 lb. (35 kg) | 15.7 in. (399 mm) | 14.4 in. (366 mm) | 7.8 in. (198 mm) |
| | SSRL175S2 | 175-ft (53 m) | Stainless Steel | 77.9 lb. (35 kg) | 15.7 in. (399 mm) | 14.4 in. (366 mm) | 7.8 in. (198 mm) |




All units come with a cable sling with carabiner (carabiner not shown). The cable sling can be used as the primary anchorage connector for carabiner mounted units. It can also be used as a secondary anchorage that can be attached to the handle of the unit. Additionally, a tagline is included to ensure the lifeline can be easily accessed when the unit is out of reach. The tagline also ensures that retraction of the lifeline is properly controlled when the worker is finished using the product.



Q: What features make the Miller DuraSeal easier to transport and install?

A: The Miller DuraSeal is up to 30% lighter than competitive sealed units and offers an ergonomically designed handle. Both of these features make carrying and installation easier. Units that include the 4-hole plate for installation common on drilling and maintenance rigs also include built-in spacers that are permanently attached to the unit. Some competitive models require the end-user to purchase spacers that are loose, difficult to hold in place and can easily be dropped.



Q: What is the Miller Rapid Replace Lifeline?

A: The Miller Rapid Replace Lifeline is a feature of the Miller DuraSeal that enables the end-user to replace a lifeline in the field. In the event of a fall, or activated load-indicator, the lifeline can quickly and easily be replaced in the field. Once the lifeline has been replaced, a careful inspection to ensure the product meets all of the inspection requirements in the manual must be conducted. For full step-by-step instructions, visit www.millerfallprotection.com.

FREQUENTLY ASKED QUESTIONS

Q: How does the Miller Rapid Replace Lifeline and reusable brake system lower my cost of ownership?

A: The field replaceable lifeline, along with the reusable brake design, eliminates the cost of repair and shipping when only the cable assembly needs replacing. This keeps the product in the field so it can be returned to the job quickly, eliminating the need and expense of a back-up unit.

Q: What training is required to replace the Miller Rapid Replace Lifeline?

A: The product instruction manual provides detailed instructions on how to replace the lifeline. In addition, two videos are available for download or order – a product overview video and a step-by-step instructional video. Both can be found at www.honeywellsafety.com/productnews.

Q: How do I order a Miller Rapid Replace Lifeline?

A: Replacement lifelines can be ordered through any distributor that provides Miller products. Below are part numbers for the replacement lifelines. Each lifeline comes with a replacement rubber plug, two (2) shoulder screws to capture the lifeline, two (2) replacement entry-guide screws and two (2) RFID clips that house the RFID tag. The original RFID tag will be installed into the new lifeline assembly with the new clips.

| Model Number | Description | Weight |
|-------------------------------------|---|--------------------|
| Miller Rapid Replace Lifeline Kits* | | |
| SSRL50GRR | 50 ft (15 m) Galvanized Replacement Cable Kit | 4.8 lbs. (2.2 kg) |
| SSRL50SRR | 50 ft (15 m) Stainless Steel Replacement Cable Kit | 4.8 lbs. (2.2 kg) |
| SSRL100GRR | 100 ft (30 m) Galvanized Replacement Cable Kit | 8.4 lbs. (2.2 kg) |
| SSRL100SRR | 100 ft (30 m) Stainless Steel Replacement Cable Kit | 8.4 lbs. (2.2 kg) |
| SSRL130GRR | 130 ft (40 m) Galvanized Replacement Cable Kit | 9.9 lbs. (2.2 kg) |
| SSRL130SRR | 130 ft (40 m) Stainless Steel Replacement Cable Kit | 9.9 lbs. (2.2 kg) |
| SSRL175GRR | 175 ft (53 m) Galvanized Replacement Cable Kit | 12.9 lbs. (2.2 kg) |
| SSRL175SRR | 175 ft (53 m) Stainless Steel Replacement Cable Kit | 12.9 lbs. (2.2 kg) |

**Kits include the cable assembly, a rubber plug, two shoulder screws, two entry guide screws, and two RFID clips.*



FREQUENTLY ASKED QUESTIONS

Q: If I do not want to replace the lifeline myself, can I have this service provided?

A: Yes, Honeywell can replace the lifeline for you and/or provide any other inspection or maintenance services at one of our Miller Repair Center locations. As an alternative, we can help you find a local Miller Authorized Repair Center that can provide these services for you. Please contact Honeywell Technical Service at 800.873.5242.

Q: What industries and applications are ideal for use with the Miller DuraSeal?

A: Oil & gas, mining, petrochemical, pharmaceutical, food processing, waste water treatment, freight handling, painting and coating are ideal industries for the Miller DuraSeal. Ideal applications include coastal, off-shore and situations in which an SRL will be kept outside.

Q: Is the Miller DuraSeal corrosion resistant?

A: The Miller DuraSeal is constructed of corrosion-resistant stainless steel and aluminum components. Models are available with stainless steel lifelines, snap hooks and carabiners.

Q: What industry standards does the Miller DuraSeal meet?

A: The Miller DuraSeal meets OSHA 1926.502, OSHA 1910.66, ANSI A10.32, ANSI Z359.14 Class B, and CSA Z259.2.2. As indicated above, the product also meets IEC 60529 and ISO 20653 for ingress protection ratings of IP68 and IP69K, respectively.

Q: What is the maximum weight capacity of a worker using the Miller DuraSeal?

A: The Miller DuraSeal is designed with a 420 lb. weight capacity. This weight includes the user weight as well as any clothing and user-borne tools.

Q: Does the Miller DuraSeal require annual factory recertification through an authorized center?

A: Honeywell does not require the Miller DuraSeal to be sent in for annual factory recertification except in Canada where CSA Z259.2.2 requires that the unit be recertified no more than two (2) years from the date of manufacture and annually thereafter. The user must follow inspection and test procedures outlined in the instruction manual. If the product does not pass the product manual inspection criteria, it must be sent in for repair and recertification.

Q: What warranty is provided with the Miller DuraSeal?

A: As with all Miller brand products, the Miller DuraSeal SRL has a Limited Lifetime Warranty against manufacturer defects and workmanship.

Q: Who should I contact for additional questions and information on the Miller DuraSeal?

A: Contact Honeywell Technical Service at 800.873.5242 or email hsptechsupport@honeywell.com.

Limitless Possibilities. Ask the Expert.

Technical Service: 800.873.5242

www.millerfallprotection.com

Honeywell Industrial Safety


900 Douglas Pike
Smithfield, RI 02917

USA

Phone: 800.430.5490
Fax: 800.322.1330

CANADA

Phone: 888.212.7233
Fax: 888.667.8477

 This equipment should only be used after reading and understanding the manufacturer's instructions. Failure to follow instructions could result in serious injury or fatality.