


Touchpoint Pro Power Supplies



Specifications

Power Supply Units			
Power Supply	120 W (5A)	240 W (10A)	480 W (20A)
Input Voltage Range	85 - 264 Vac; 88 - 360 Vdc		
Input Frequency Range	50 - 60 Hz \pm 6%		
Input AC current	1.10 A at 120 Vac 0.62 A at 230 Vac	2.22 A at 120 Vac 1.22 A at 230 Vac	4.56 A at 120 Vac 2.48 A at 230 Vac
Output Voltage	24 Vdc (Adjustable 24 - 28 Vdc)		
DC OK Relay contact ratings (max.)	60 Vdc 0.3 A / 30 Vdc 1 A / 30 Vac 0.5 A resistive load		
Protection	Short Circuit, Overload (current limiting), No load, Over Voltage, Over Temperature		
Dimensions (W x H x D)	40 mm x 124 mm x 117 mm	6 mm x 124 mm x 117 mm	82 mm x 124 mm x 127 mm
Operating Temperature	-25 °C to +70 °C (-13 °F to 158 °F)		
Derating (60 °C to 70 °C)	3 W/°C	6 W/°C	12 W/°C
Storage Conditions	-40 to +85 °C (-40 °F to 185 °F), 5% to 95% RH		
Operating Humidity	5% to 95% RH (non-condensing)		

120 W 24 Vdc Power Supply Unit



Label	Purpose
N	AC Supply Neutral
L	AC Supply Live
⊕	Earth

Label	Purpose
+	DC Output +V
+	DC Output +V
-	DC Output -V
-	DC Output -V
DC OK	Relay Contact
DC OK	Relay Contact


240 W 24 Vdc Power Supply Unit



Label	Purpose
N	AC Supply Neutral
L	AC Supply Live
⊕	Earth

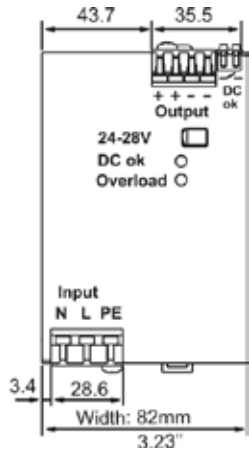
Label	Purpose
+	DC Output +V
+	DC Output +V
-	DC Output -V
-	DC Output -V
DC OK	Relay Contact
DC OK	Relay Contact

Touchpoint Pro Power Supplies



Specifications continued

480 W 24 Vdc Power Supply Unit

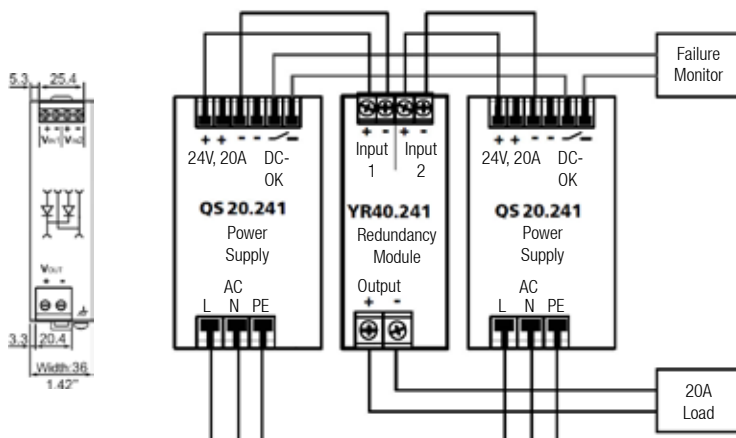


Label	Purpose
N	AC Supply Neutral
L	AC Supply Live
⊕	Earth

Label	Purpose
+	DC Output +V
+	DC Output +V
-	DC Output -V
-	DC Output -V
DC OK	Relay Contact
DC OK	Relay Contact


Power Supply Redundancy Module (RDN Module)

Power Supply Redundancy Module (RDN Module)	
Description	Suitable for redundant operation of 24 Vdc
Input Voltage Range	8.4 - 36.4 Vdc
Number of Inputs	2
Input Current (max.)	20 A per input
Output Reverse Voltage (max.)	40 Vdc
Output Current (max.)	40 A
Output Voltage Drop	72mV typical for input: 2x10A
Dimension	140mV typical for input: 2x20A
Operating Temperature	36 mm x 124 mm x 127 mm (WxHxD)
Storage Conditions	-40 °C to +70 °C (-40 °F to 158 °F)
Operating Humidity	-40 °C to +85°C (-40°F to 185°F), 5% to 95% RH
Operating Humidity	5% to 95% RH (non-condensing)



Label	Purpose
Input 1 +	DC Supply 1 +V
Input 1 -	DC Supply 1 -V
Input 2 +	DC Supply 2 +V
Input 2 -	DC Supply 2 -V
Output +	DC Output +V
Output -	DC Output -V

Touchpoint Pro Power Supplies



Specifications continued

Uninterruptible Power Supply Module (UPS)


Uninterruptible Power Supply Module (UPS)	
Description	23.3 Vdc - 30 Vdc
Input Current	70 mA typical internal current consumption Current consumption for battery charging in constant current mode at 24V input 1.7 A typical at battery selector position <10Ah 3.4 A typical at battery selector position >10Ah
Output Voltage	24 Vdc (nominal) in Normal Operation Adjustable in Battery Operation
Output Current	max. 25 A in Normal Operations min. 20 A in Battery Operation
Allowed Batteries	2 x 12 V 3.9 Ah – 130 Ah VRLA lead acid type
Dimensions (W x H x D)	46 mm x 124 mm x 127 mm
Operating Temperature	-40 °C to +70 °C
Derating 60 °C to 70 °C	0.5 A/°C
Storage Conditions	-40°C to +85°C, 5% to 95% RH
Operating Humidity	5% to 95% RH (non-condensing)

Backup Battery


Backup Battery	
Description	24 V sealed lead acid battery, 12 Ah or 27 Ah options
Electrical Connection	2 x 12 Vdc batteries in series
Dimensions (W x H x D)	395 mm x 300 mm x 215 mm
Weight	12 Ah version: 15.7 kg 27 Ah version: 25 kg
Operating Temperature	-20°C to +45°C
Operating Humidity	10 % to 90 % RH non condensing
Storage Conditions	-20°C to +40°C, 10 % to 90 %RH
Storage Lifetime without re-charge	18 months at <5°C, 6 months at 25°C, 3 months at 30°C, 2 months at 40°C
Ingress Protection	IP20, NEMA Code 1
Input Voltage (charging)	25 Vdc to 28 Vdc (UPS Supervised)
Output Voltage (when supplying)	20 Vdc to 28 Vdc (dependent on charge level)
Maximum Input Current	3 A
Maximum Output Current	20 A
Environmental Protection Class	Pollution Degree 2 (indoor sheltered)
Battery Type	FIAMM 12 V 12 Ah FG21202 or FIAMM 12 V 27 Ah FG22703
Fuse Type (inline)	Bussman 20 A Fast Acting 1.25" Type ABC-20-R
Current Limit Protection	Double pole circuit breaker / Isolator, 20 A
Maximum Altitude	2000 m

Touchpoint Pro Power Supplies

Specifications continued



UPS and Battery Box



The UPS connections are as follows:

Terminal Identification	Label	Purpose
Input DC 24 V	+	DC Supply +V
	-	DC Supply -V
	-	DC Supply -V (spare)
Output DC 24 V 20 A	+	+V Supply to Touchpoint Pro system
	-	-V Supply to Touchpoint Pro system
Battery	+	Battery +
	-	Battery -

The UPS is equipped with status relays as follows:

Terminal Identification	Label	Purpose
1	Ready	Contact is closed when both batteries are charged, all OK
2		
3	Buffering	Contact is closed when UPS has switched to battery power
4		
5	Replace Battery	Contact is closed when a battery quality fault is detected
6		
7	Inhibit	DO NOT USE
8		

Part Numbers

Power Supplies	
TPPR-V-0500	Power Supply Redundancy Module 40A
TPPR-V-0501	UPS 40A DC Module
TPPR-V-0502	5A, 120W, 24 Vdc PSU
TPPR-V-0503	10A, 240W, 24 Vdc PSU
TPPR-V-0504	20A, 480W, 24 Vdc PSU
TPPR-V-0405	27Ah 24V Battery (2x27Ah 12V in series)
TPPR-V-0406	12Ah 24V Battery (2x12Ah 12V in series)
TPPR-V-2600	Battery Backup Enclosure

Honeywell Analytics Gas Detection



Honeywell Analytics is able to provide gas detection solutions to meet the requirements of all applications and industries. Contact us in the following ways:

Headquarters

Europe, Middle East, Africa

Life Safety Distribution AG

Javastrasse 2

8604 Hegnau

Switzerland

Tel: +41 (0)44 943 4300

Fax: +41 (0)44 943 4398

gasdetection@honeywell.com

Customer Service:

Tel: +800 333 222 44 (Freephone number)

Tel: +41 44 943 4380 (Alternative number)

Fax: +800 333 222 55

Middle East Tel: +971 4 450 5800 (Fixed Gas Detection)

Middle East Tel: +971 4 450 5852 (Portable Gas Detection)

Americas

Honeywell Analytics Distribution Inc.

405 Barclay Blvd.

Lincolnshire, IL 60069

USA

Tel: +1 847 955 8200

Toll free: +1 800 538 0363

Fax: +1 847 955 8210

detectgas@honeywell.com

Asia Pacific

Honeywell Analytics

Asia Pacific

#701 Kolon Science Valley (1)

43 Digital-Ro 34-Gil, Guro-Gu

Seoul 152-729

Korea

Tel: +82 (0) 2 6909 0300

Fax: +82 (0) 2 2025 0388

India Tel: +91 124 4752700

analytics.ap@honeywell.com

Technical Support Centres

Honeywell Analytics Ltd.

4 Stinsford Road

Nuffield Industrial Estate

Poole, Dorset, BH17 0RZ

United Kingdom

Tel: +44 (0) 1202 645 544

Fax: +44 (0) 1202 645 555

Honeywell Analytics

ZAC Athélia 4 - 375 avenue du Mistral

Bât B, Espace Mistral

13600 La Ciotat

France

Tel: +33 (0) 4 42 98 17 75

Fax: +33 (0) 4 42 71 97 05

Honeywell Analytics

Elsenheimerstrasse 43

80687 München

Germany

Tel: +49 89 791 92 20

Fax: +49 89 791 92 43

Honeywell Analytics

P.O. Box-45595

6th Street

Musaffah Industrial Area

Abu Dhabi

UAE

Tel: +971 2 554 6672

Fax: +971 2 554 6672

EMEA: HAexpert@honeywell.com

US: ha.us.service@honeywell.com

AP: ha.ap.service@honeywell.com

www.honeywellanalytics.com

www.raesystems.com

Honeywell Analytics
Experts in Gas Detection

BWF
Technologies
by Honeywell

RAE
SYSTEMS
by Honeywell

Please Note:

While every effort has been made to ensure accuracy in this publication, no responsibility can be accepted for errors or omissions. Data may change, as well as legislation, and you are strongly advised to obtain copies of the most recently issued regulations, standards, and guidelines. This publication is not intended to form the basis of a contract.

13454_TPPR Spec Sheet_Power Supplies

V1_10/14_EMEA

© 2014 Honeywell Analytics

Honeywell