

New!

Miller

SKYGRIP™

Temporary Horizontal Lifeline System

MAXIMUM GRIPPING POWER

- Maximize worker safety/productivity
- Maximize versatility
- Minimize liability

Steel Applications



Concrete Applications



Interchangeable stanchion posts

MILLER®

by Honeywell

New!
Miller
SkyGrip™

Temporary Horizontal Lifeline System


Systems are fully

Miller SkyGrip™ Systems for


**Introducing a New
Dimension in Horizontal
Lifeline Fall Arrest Technology**

The new Miller SkyGrip™ HLL Systems are designed for easy installation on steel or concrete applications. A variety of innovative features have been engineered into these new systems, making them extremely user friendly with enhanced safety considerations.

- **Engineered and safety tested by experts** in the industry that understand fall forces and system design
- **Compact & lightweight** – provides for easier handling, installation and storage
- **Above-the-beam adjustment** – patent-pending design allows for easy one-person installation and dismantle, increasing safety and productivity
- **Continuous pass-through design** – 100% tie-off connection with multi-span systems
- Stanchions also serve as **single-point anchorages**
- **Single-span systems** (no intermediate stanchions) up to 60 ft. (18.3m); **multiple-span systems** up to 300 ft. (91.4m)
- **Tension indicator** – proper tensioning of system ensures accurate fall clearance requirements
- **Interchangeable bases between steel and concrete applications** – modular design maximizes investment and increases versatility
- **Durable zinc-plated steel construction** – corrosion resistant for increased durability and longer service life
- **Compact, stainless steel Miller SkyGrip energy absorber** engineered to keep system forces consistent during a fall – minimizes fall clearance and maintains low system forces for up to 6 workers on systems for steel and up to 5 workers on systems for concrete (max. 2 workers per span)



100% Tie-Off



SkyGrip
Energy Absorber



Miller SkyGrip™ Systems for



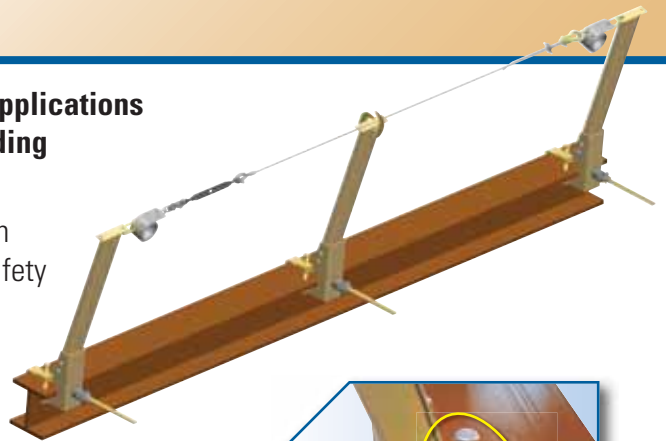
adaptable for steel or concrete applications

Steel Applications

The new Miller SkyGrip Horizontal Lifeline Systems for steel applications are compact and lightweight for easy installation, while providing greater user mobility for increased productivity.

- **Quick grip above-the-beam adjustment** – patent-pending design allows for easy one-person installation and dismantle, increasing safety and productivity
- Two base/crossbar adjustment systems accommodate wide range of steel beam sizes
- Low-profile crossbar – reduces trip hazard

Above-the-beam “Quick Grip” one-person installation:




Position crossbar



Fine-tune adjustment



Stanchion installation complete




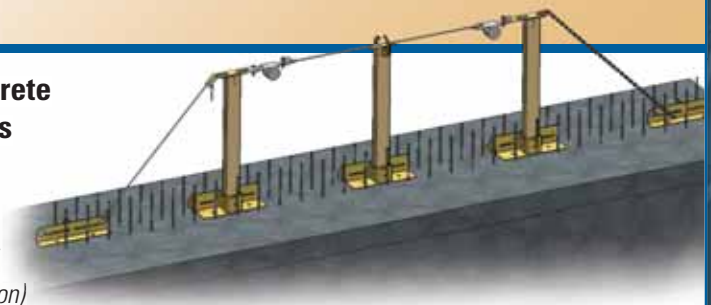
All adjustments above-the-beam

Concrete Applications

The new Miller SkyGrip Horizontal Lifeline Systems for concrete applications feature unique stanchion adjustment that allows the anchorage to be re-positioned, minimizing obstruction and increasing safety.

- Uniquely designed for angled adjustment – swings out of the way when placing deck-pans between beams (*common in bridge construction*)
- Slider bracket tensions tie-back chain to minimize fall clearance
- **For concrete applications, bases can be positioned parallel or perpendicular to the beam**

Three methods of attachment include:



V-Grip rebar attachments
(Rebar sizes 4 to 11)



Expansion anchor bolts
(Purchased separately)



Precast inserts
(Purchased separately)



Slider bracket assists with quick installation

APPLICATIONS

- **Steel construction**
- **Commercial/industrial building construction**
- **Precast concrete construction**
- **Leading edge deck work**
- **Bridge construction/inspection**
- **General maintenance**




MAXIMUM GRIPPING POWER

FAILURE ***IS NOT AN OPTION!***

False Sense of Safety & Security?

- Are you fabricating your own on-site horizontal lifeline system?
- Do you know that fall forces are amplified on a cable system during a fall?
- Could your system put your workers at risk of serious injury?
- Are you willing to accept the liability?



Typical on-site
fabricated
stanchion

Stanchion failed
during one-worker
fall test

Miller has the answers . . .

The new Miller SkyGrip systems have been engineered and tested in the most advanced horizontal lifeline testing facility in the world.



▶ Ask the Expert ... Ask Miller.

SkyGrip Systems for Steel Applications

Systems with Standard Base - Fit beam flanges 4 to 18 inches (.1 to .5m) wide and up to 2-1/4 inches (57.2mm) thick. Complete system includes stanchions, energy absorber(s), line tension indicator, turnbuckle, cable and hardware.

SKU	Description	Number of Stanchions	Pass-through Brackets for Intermediate Stanchions	Number of Energy Absorbers	Workers per System
SGS18/30FT	30-ft. (.9.1m) system	2	No intermediate stanchions	1	2
SGS18/60FT	60-ft. (18.3m) system	2	No intermediate stanchions	1	2
SGS18/120FT	120-ft. (36.6m) system	3	1	2	4
SGS18/180FT	180-ft. (54.9m) system	4	2	2	6
SGS18/240FT	240-ft. (73.2m) system	5	3	2	6
SGS18/300FT	300-ft. (91.4m) system	6	4	2	6

Systems with Large Base - Fit beam flanges 12 to 36 inches (.3 to .9m) wide and 2-1/4 to 3-3/8 inches (57.2 to 85.7mm) thick. Complete system includes stanchions, energy absorber(s), line tension indicator, turnbuckle, cable and hardware.

SKU	Description	Number of Stanchions	Pass-through Brackets for Intermediate Stanchions	Number of Energy Absorbers	Workers per System
SGS36/30FT	30-ft. (.9.1m) system	2	No intermediate stanchions	1	2
SGS36/60FT	60-ft. (18.3m) system	2	No intermediate stanchions	1	2
SGS36/120FT	120-ft. (36.6m) system	3	1	2	4
SGS36/180FT	180-ft. (54.9m) system	4	2	2	6
SGS36/240FT	240-ft. (73.2m) system	5	3	2	6
SGS36/300FT	300-ft. (91.4m) system	6	4	2	6

System Components

SKU	Description	Beam Flange Width	Beam Flange Thickness
SGS18	Stanchion w/standard base	4 to 18 inches (.1 to .5m)	Up to 2-1/4 inches (57.2mm)
SGS36	Stanchion w/large base	12 to 36 inches (.3 to .9m)	2-1/4 to 3-3/8 inches (57.2 to 85.7mm)
SGSB18	Standard base	4 to 18 inches (.1 to .5m)	Up to 2-1/4 inches (57.2mm)
SGSB36	Large base	12 to 36 inches (.3 to .9m)	2-1/4 to 3-3/8 inches (57.2 to 85.7mm)
SGSEXT18	Standard ext. bar w/adjuster	4 to 18 inches (.1 to .5m)	Up to 2-1/4 inches (57.2mm)
SGSEXT36	Large extension bar w/adjuster	12 to 36 inches (.3 to .9m)	2-1/4 to 3-3/8 inches (57.2 to 85.7mm)

SkyGrip Systems for Concrete Applications

Attach to rebar, coil inserts or concrete expansion bolts. Complete system includes stanchions, tie-back brackets, chain connectors, slider brackets, energy absorber(s), line tension indicator, turnbuckle, cable and hardware.

SKU	Description	Number of Stanchions	Pass-through Brackets for Intermediate Stanchions	Number of Energy Absorbers	Workers per System
SGC/30FT	30-ft. (.9.1m) system	2	No intermediate stanchions	1	2
SGC/60FT	60-ft. (18.3m) system	2	No intermediate stanchions	1	2
SGC/120FT	120-ft. (36.6m) system	3	1	2	4
SGC/180FT	180-ft. (54.9m) system	4	2	2	5
SGC/240FT	240-ft. (73.2m) system	5	3	2	5
SGC/300FT	300-ft. (91.4m) system	6	4	2	5

System Components

SKU	Description
SGC	Concrete stanchion w/base
SGCB	Base for concrete
SGCA	Set of two (2) tie-back brackets, two (2) chain connectors, two (2) slider brackets & hardware

SkyGrip HLL Kits with Miller-Approved Anchorages

SKU	Description
SG416/60FT	60-ft. (18.3m) Kit w/two 416 D-Bolt Anchors
SG417/60FT	60-ft. (18.3m) Kit w/two Model 417 D-Bolt Anchors
SG494/60FT	60-ft. (18.3m) Kit w/two Model 494 Mining Bolt Anchors
SG497/60FT	60-ft. (18.3m) Kit w/two Model 497 Grip Anchors
SG8183-10/60FT	60-ft. (18.3m) Kit w/two 10 ft. (3.0m) Cross-Arm Straps
SG8815-12/60FT	60-ft. (18.3m) Kit w/two 8815-12 Fixed Beam Anchors
SG8815-24/60FT	60-ft. (18.3m) Kit w/two 8815-24 Fixed Beam Anchors

System Components for both Steel and Concrete Applications

SKU	Description
SGP	Stanchion post
SGIH	Intermediate pass-through kit
SGXK	SkyGrip Stainless Steel Energy Absorber Kit w/tension indicator and two (2) shackles
SGX	SkyGrip Stainless Steel Energy Absorber

This equipment should only be used in conjunction with the manufacturer's instructions. Failure to follow instructions could result in serious injury or fatality.



by Honeywell

Ask the Expert ... Ask Miller.

800/873-5242 Fax **800/892-4078**
or **814/432-2118** or Fax **814/432-2415**

www.millerfallprotection.com

For more information or to place an order, please contact your Miller® distributor:

LMSKYG/0308/30M/RPI