



## HA20, HA40 & HA71 SPECIFICATIONS



### Gas Detection Controllers



#### HA20 and HA40 Models

General Specifications	
<b>Use</b>	Wall or rack/panel mountable digital gas controller for industrial or commercial use
<b>Display</b>	128 x 64 pixel graphic LCD with backlight displays, bar graphs, trends and engineering units
<b>Common Alarm Relays (STANDARD)</b>	Two, 5 amp 30VDC or 250VAC resistive Form C
<b>Discrete Alarm Relays (OPTIONAL)</b>	Six 5 amp 30VDC or 250VAC resistive Form C
<b>Analog Output (OPTIONAL)</b>	10 bit 4-20mA output. Max load 800 ohms with nominal 24VDC power supply.
<b>Serial Port (OPTIONAL)</b>	Slave RS-485 port equipped with Tx / Rx LED's Protocol = Modbus RTU
<b>Power Requirement</b>	100-240 VAC / 24 VDC are standard primary power supplies
<b>Operating Temperature Range</b>	(-25 °C to +50 °C)
<b>Housing Options</b>	NEMA 4X / IP66 wall mount approved for Div 2 NEMA 7 explosion-proof wall mount Div 1 & 2 NEMA 4X SS Enclosure wallmount approved for Div 2
<b>Weight</b>	NEMA 4 = 5 pounds, NEMA 7 = 40 pounds
<b>Warranty</b>	2 Years Limited
HA20 & HA40 Wireless Options	
<b>Use</b>	An optional HA40 900MHz wireless interface (10-2454) can be used to communicate with an HA71 master Modbus controller. An additional 900MHz wireless adapter is also required for the HA71 (10-0288).
Ratings and Certifications	
<b>Certified to</b>	CSA C22.2 No. 1010.1 & ISA S82.02; UL 1604 / C22.2 No 213 (NEMA 4X = Div 2 Groups A, B, C, D, NEMA 7 = Groups B, C, D); EN55011 & EN61000.  

#### HA71 Model

General Specifications	
<b>Use</b>	Wall or rack/panel mountable digital gas controller for industrial or commercial use
<b>Size</b>	15 1/8" (H) x 13 1/7" (L) x 9 1/16" (D)
<b>Weight</b>	17 lbs. (wallmount enclosure); 7 lbs. (rackmount enclosure)
<b>Power Requirement</b>	10-30VDC (24VDC nominal) 12 watts max
<b>Analog Inputs (optional)</b>	12 bit 4-20mA into 100 ohms input impedance; includes +power supply terminals for each channel for routing power to 2 or 3 wire transmitters
<b>Serial Ports</b>	Master & Slave RS-485 half or full duplex ports equipped with Tx/Rx LED's. Protocol = Modbus RTU
<b>Common Alarm Relays</b>	5 amp 30VDC or 250VAC resistive Form C
<b>Discrete Alarm Relays (optional)</b>	5 amp 30VDC or 250VAC resistive Form C
<b>Analog Outputs (optional)</b>	10 bit 4-20mA output. Max. load 800 ohms with nominal 24VDC power supply
<b>Display</b>	128 x 240 pixel graphic LCD with backlight displays bar graphs, trends and engineering units; 52 discrete LED's indicate alarm status for 3 alarms per 16 channels and common relays
<b>Operating Temperature Range</b>	-13°F to 140°F (-25°C to 60°C)
<b>Housing Options</b>	NEMA 4X fiberglass wall mount (shown below, left); ½ length 19 inch rack/panel mount (shown below, right); NEMA 7 explosion-proof wallmount (see manual)
<b>Approvals</b>	CSA C22.2 No. 1010.1 & 152 for combustibles & ISA S82.02; UL 1604/C22.2 No. 213 Div 2 Groups A,B,C,D; EN55011 & EN61000  
Ratings and Certifications	
<b>Certified to</b>	CAN/CSA C22.2 No. 61010-1
<b>Conforms to</b>	ANSI/UL 61010-1

#### Find out more

[www.honeywellanalytics.com](http://www.honeywellanalytics.com)

Toll-free: 800.538.0363

#### Please Note:

While every effort has been made to ensure accuracy in this publication, no responsibility can be accepted for errors or omissions. Data may change, as well as legislation, and you are strongly advised to obtain copies of the most recently issued regulations, standards, and guidelines. This publication is not intended to form the basis of a contract.