

MicroRAE BLE Firmware Upgrade



MicroRAE BLE Firmware Upgrade

1. Introduction




This procedure is for MicroRAE instruments originally received with Firmware version lower than v1.14 (shipped before October 2019). It upgrades the instrument's Bluetooth protocol to BLE (Bluetooth Low Energy) for compatibility with Safety Communicator. Connect The MicroRAE To A PC

Note: The MicroRAE must be connected to a PC through the supplied Travel Charger and must be in the PC communications mode.

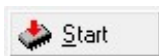
1. Attach the Travel Charger to the MicroRAE.
2. Use the supplied PC Communications Cable (USB to mini-USB cable) to connect the Travel Charger to a PC.
3. Turn on the MicroRAE. Make sure it is running (with the main measurement screen showing).
4. Activate the PC communications mode on the MicroRAE by pressing [MODE] repeatedly, starting from the main measurement screen until you reach the "Comm Mode" screen.
5. Press [Y/+]. Measurement and datalogging stop, and the instrument is now ready to communicate with the PC. The display now says "Ready To PC".

2. Download And Start BLE Programmer

1. Download a file called BLE Programmer V1.0.6.zip (available at www.raesystems.com) to a computer that is connected to your MicroRAE with a cable.
2. Unzip (uncompress) the file, which creates a folder.
3. Open the folder.
4. Click on the file named "BLEProgrammer.exe".

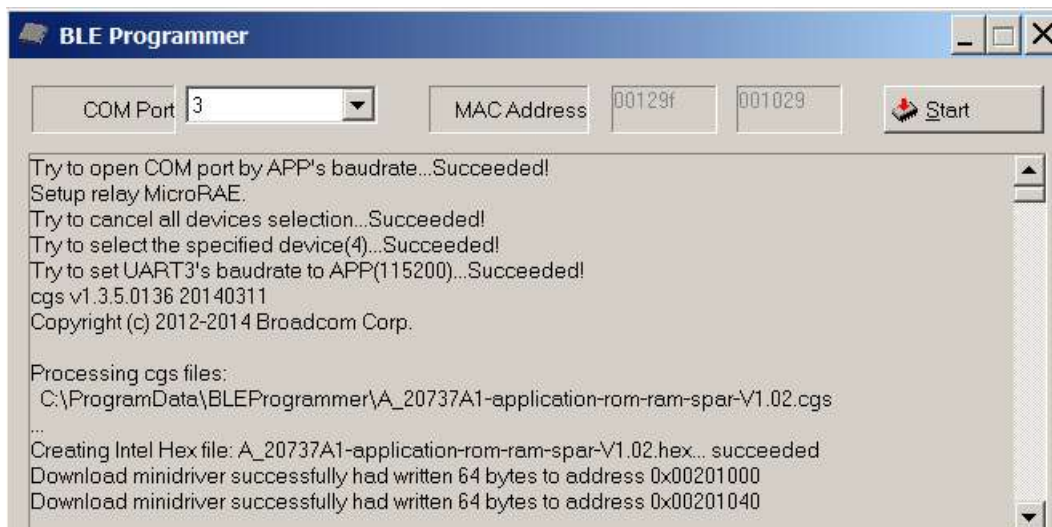
Name ^	Date modified	Type	Size
 BLEProgrammer.exe	12/29/2016 8:21 AM	Application	6,178 KB
 RCSParser.dll	12/29/2016 8:21 AM	Application extension	98 KB
 relay.bin	12/24/2015 10:24 ...	BIN File	4 KB

5. Click "Start" to start the programming.



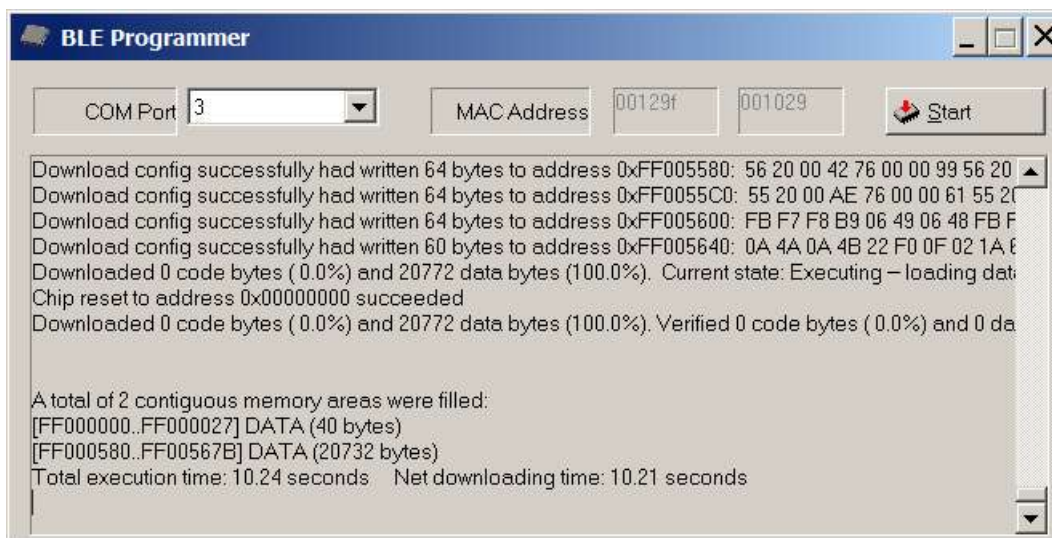
MicroRAE BLE Firmware Upgrade

Processing begins, and this screen is shown:



Note: Make sure the COM Port number is correct. If it is not, the procedure fails.

When the procedure is finished, the screen looks like this:



6. Click the "X" in the upper right corner to close the window.
7. When you are done, press [MODE] on the MicroRAE to exit the PC communications mode.

Shut off the MicroRAE, and then restart it.

Honeywell | Gas Detection

For more information

www.honeywellanalytics.com

www.raesystems.com

Europe, Middle East, Africa

Life Safety Distribution GmbH

Tel: 00800 333 222 44 (Freephone number)

Tel: +41 44 943 4380 (Alternative number)

Fax: 00800 333 222 55

Middle East Tel: +971 4 450 5800

(Fixed Gas Detection)

Middle East Tel: +971 4 450 5852

(Portable Gas Detection)

gasdetection@honeywell.com

Americas

Honeywell Analytics

Distribution Inc.

Tel: +1 847 955 8200

Toll free: +1 800 538 0363

Fax: +1 847 955 8210

detectgas@honeywell.com

Asia Pacific

Honeywell Analytics Asia Pacific

Tel: +82 (0) 2 6909 0300

Fax: +82 (0) 2 2025 0328

India Tel: +91 124 4752700

analytics.ap@honeywell.com

Technical Services

EMEA: HAexpert@honeywell.com

US: ha.us.service@honeywell.com

AP: ha.ap.service@honeywell.com