

Honeywell
HOWARD
LEIGHT



HONEYWELL HOWARD LEIGHT™ HEARING PROTECTION MINI GUIDE

Designed with you in mind.



EARMUFFS

Robust Protection. Top Performance.

Every day, employees count on Honeywell Howard Leight™ earmuffs to block noise and manage sound in some of the world's most acoustically-challenging environments. Utilizing our patented technologies, we offer a range of earmuffs with varying product features and attenuation levels targeted to fulfill the needs and meet the demands of different users and work situations.



PASSIVE | Lightning® Family

Robust steel wire construction withstands demanding use. Snap-in ear cushions make replacement quick and easy. Padded foam headband delivers optimum comfort with minimum pressure on the head. High-visibility options with reflective headbands are also available.



Lightning® Headband

Maximum protection and durable padded metal headband.

L1 | NRR 25 | 1010922-H5
CAN B

L3 | NRR 30 | 1010924-H5 (shown)
CAN A(L)



Lightning® Hi-Vis Headband

Reflective headband and high-visibility for added protection

L3HV | NRR 30 | 1013941
CAN A(L)



Lightning® Cap-Mounted

For use with a wide range of hard hats, with full brim option

L1H | NRR 23 | 1011991
CAN B(L)

L3H | Standard brim North hat
NRR 27 | EM7206-HL
CAN A

L3H | Full brim North hat
NRR 26 | EM7209-HL
CAN A

L3H | NRR 27 | 1011993 (shown)
CAN A(L)



Lightning® Neckband

Sleek, anatomical behind-the-neck design

LON | NRR 22 | 1013460
CAN B

L1N | NRR 25 | 1011994-H5
CAN B

L3N | NRR 28 | 1011996 (shown)
CAN A(L)



Lightning® Folding

Convenient folding design for easy storage less than 4" wide

LOF | NRR 23 | 1013461
CAN B



Lightning® Hi-Vis Folding

Convenient folding design for easy storage

L2FHV | NRR 27 | 1013942
CAN B(L)

PASSIVE | Thunder® Family

Dielectric construction ideal for electrical environments. Dual-headband design comfortable for long-term wear. Quick-Click height adjustment remains fixed during wear.



Thunder® Headband

Uniform headband pressure for all head sizes

T1 | NRR 26 | 1010928-H5
CAN A

T2 | NRR 28 | 1010929-H5
CAN A(L)

T3 | NRR 30 | 1010970-H5 (shown)
CAN A(L)



Thunder® Cap-Mounted

For use with a wide range of hard hats. Folds back for easy storage

T1H | NRR 23 | 1011601 (green)
CAN A

T1H | Standard brim North hat
NRR 23 | EM2177-HL (red)
CAN A

T1H | Standard brim North hat
NRR 23 | EM4157-HL (blue)
CAN A

T2H | NRR 25 | 1011602 (green)
CAN A(L)

T3H | NRR 27 | 1011603 (shown)
CAN A(L)



Thunder® Folding

Convenient folding design for easy storage

T1F | NRR 25 | 1011600-H5
CAN A

FOR ALL EARMUFF TYPES

Inspect: Regularly examine earcups and ear cushions for cracks and leaks—discard if earcups are visibly damaged or compromised. Replace ear cushions if damaged.

Clean: Wash earcups and ear cushions regularly with mild soap and water. They should not be dipped into water. Do not treat with any other substances as the ear cushions may degrade and compromise effectiveness.

Replace: As ear cushions and foam inserts can degrade over time, replace these every 6-8 months under normal wear, or every 3-4 months with heavy use or in humid/extreme climates.

PASSIVE | Mach1, QM24+®, Viking®, Clarity®

Economical choice for dielectric designs with adjustable headbands for your hearing protection needs.



Mach1 Headband

Lightweight option with adjustable headband

Mach1 | NRR 18 | 1010421-H5
CAN B



QM24+® Multi-Position Headband

Ultra-lightweight design

QM24+ | NRR 25 | QM24PLUS
CAN B



Viking® Multi-Position Headband

Inner-ventilated headband

V1 | NRR 25 | 1010925-H5 (blue)
CAN B

V2 | NRR 27 | 1010926 (shown)
CAN A(L)

V3 | NRR 29 | 1010927 (black)
CAN A(L)



Clarity® Headband

Protects hearing while allowing speech frequencies to be heard more naturally.

C1 | NRR 20 | 1011142-H5 (shown)
CAN B

C3 | NRR 27 | 1011146
CAN B(L)



Clarity® Cap-Mounted

Communication benefits of Clarity in a cap-mounted earmuff for a variety of hard hats.

C1H | NRR 20 | 1011144
CAN B

CONNECTED | Impact® Family

Electronic sound amplification allows wearers to hear important communication – alarms/warning signals, co-worker's voice.



Impact Pro Industrial

Highest passive NRR in electronic earmuffs

NRR 30 | 1030943

CAN A(L)



Impact H Cap-Mounted

For use with a wide range of hard hats

NRR 21 | 1010632

CAN B



Impact Sport

Amplifies ambient sound while protecting hearing

NRR 22 | R-01526 (hunter green)

CAN B(L)

NRR 22 | 1030941 (camouflage)

CAN B

NRR 22 | 1030942 (tactical black shown)

CAN B



CONNECTED | Sync® Family

Combine hearing protection, high-fidelity sound, and the ability for individuals to listen to the radio or personal listening devices safely at work and at home.



Sync® Wireless Bluetooth®

Easy push-button connectivity to any Bluetooth® device

NRR 25 | 1030945

CAN A(L)



Sync® Radio

AM/FM reception. Built for outdoor work environments

NRR 25 | 1030331

CAN A(L)



Sync® Radio Hi-Vis

High visibility earmuffs and reflective headband for visibility

NRR 25 | 1030390

CAN A(L)



Sync® Stereo

Stereo earmuff that easily connects to MP3 players

NRR 25 | 1030110

CAN (L)



Sync® Electro

Combines high-quality FM radio with electronic sound amplification

NRR 25 | 1030333

CAN (L)



Sync® Electro H Cap-Mounted

Sync Electro in cap-mounted style to fit a variety of hard hats

NRR 25 | 1030334-H5

CAN B(L)



EARPLUGS

Plug In to Safety

The Honeywell Howard Leight™ commitment to hearing protection means considering all the features that make one earplug different from another: material, shape, fit, and NRR.

We make it easy to compare products and ensure that all your employees receive the right fit and protection.



DISPOSABLE

An economical and convenient choice for work situations that demand a high degree of comfort, or where hygiene presents a problem for reuse. Formable foam is also THE material of choice when highest attenuation is required.



Max®
Highest NRR in disposable

NRR 33	MAX-1	MAX-30
CAN A(L)	uncorded	corded



Max Lite®
Low pressure foam for comfort

NRR 30	LPF-1	LPF-30
CAN A(L)	uncorded	corded



Max Small®
Comfort for smaller ear canals

NRR 30	MAX-1S	MAX-30S
CAN A(L)	uncorded	corded



Max USA®
Patriotic red, white, and blue colors

NRR 33	MAX1-USA	MAX30-USA
CAN A(L)	uncorded	corded




Laser Lite®
Highly visible protection

NRR 32	LL-1	LL-30
CAN A(L)	uncorded	corded



X-TREME®
Tapered design for comfort

NRR 32	XTR-1	XTR-30
CAN A(L)	uncorded	corded



FirmFit®
Firm foam reinvented

NRR 30	FF-1	FF-30
CAN A(L)	uncorded	corded

For Disposable Foam Earplugs

Inspect: Prior to fitting, examine your earplugs.

Discard: Discard disposable earplugs after each use, or if earplugs are compromised.

Hygiene: To maintain hygiene standards, disposable earplugs should be discarded at the end of every shift.


PUSH-IN FOAM

Designed so they're easy to fully insert and remove without picking up dirt from workers' fingers, and comfortable to wear during the work day. Give workers confidence – with TrustFit® push-in foam earplugs.



TrustFit® Pod
No-roll push-in foam earplug

NRR 28 | TRUSTFITPOD-1 TRUSTFITPOD-30
CAN A(L) uncorded corded



IT'S ALL
ABOUT
CHOICE

For Push-In Foam Earplugs

Inspect: Prior to fitting, examine earplugs for dirt, damage or hardness - discard immediately if compromised.

Clean: Earplugs should be cleaned between each use and prior to re-insertion. To wash use mild soap and warm water, pat dry then store in protected area when not in use. Chemicals, disinfectants, and solutions should not be used on foam earplugs.

Hygiene: Earplugs can be used a full work-week. Replace after 5 days or if foam tip is damaged or hardened.

REUSABLE

Ideal for environments where employees can retain and store earplugs for reuse over time, reducing waste and saving money.



Quiet®

Easy handling, better fit

NRR 26 | QD-1 QD-30

CAN A(L) uncorded corded



Clarity®

Enhanced communication

NRR 21 | 1005329

CAN B(L) corded



Clarity® Small

For smaller ear canals

NRR 21 | 1005328

CAN B(L) corded



Fusion®

All-day comfort, easy handling

NRR 27 | FUS30-HP

CAN A(L) corded



Fusion® Small

For smaller ear canals

NRR 27 | FUS30S-HP

CAN A(L) corded



SmartFit®

Personalized fit

NRR 25 | SMF-30

CAN A(L) detachable cord



AirSoft®

Optimized for comfort

NRR 27 | DPAS-1 DPAS-30R

CAN A(L) uncorded corded

For all Molded Reusable Earplugs

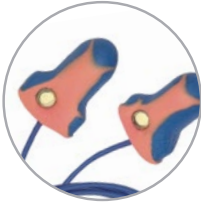
Inspect: Prior to fitting, examine your earplugs for dirt, damage, deformation or extreme hardness—discard immediately if compromised.

Clean: Wash reusable earplugs with mild soap and warm water only. Pat dry with a towel and store when not in use. Do not treat with any other substances, as the earplugs may degrade and compromise effectiveness.

Hygiene: With proper maintenance, reusable earplugs can be used daily for 2-4 weeks.

DETECTABLE

Specially created for environments where contamination from foreign objects is unacceptable. Available in both disposable and reusable options. Detectable features (metal, visual, optical, x-ray).



Laser Trak®

Disposable, visual and metal detectable features

NRR 33 | LT-30
CAN A(L) corded



SmartFit® Detectable

Personalized fit and detectability

NRR 25 | SDT-30
CAN A(L) corded



Fusion® Detectable

All-day comfort, easy handling and detectability

NRR 25 | FDT-30
CAN A(L) corded



Fusion® Detectable Small

All-day comfort for smaller ear canals and detectability

NRR 25 | FDT-30-SM
CAN A(L) corded

How to Properly Insert Earplugs

Step 1: Roll (disposable only)

For roll-down foam earplugs, start rolling the foam gently to avoid creases. Then roll firmly to make the cylinder as small and stiff as possible.

Move quickly to next step so that the earplug doesn't expand before insertion.

Step 2: Pull

Reach over the head to pull OUT (or for some people, pull UP or BACK) on the outer ear.

Have someone observe and give you feedback about which pull-direction is most effective in opening the ear canal for a better fit.

Step 3: Insert

Insert the earplug far enough so that it goes around the bend in the ear canal. This often feels sensitive (not painful), or may trigger a cough reflex. This is normal.

Let go of the ear after the earplug is fully inserted.

BANDED

An alternative for those who work in intermittent noise or for managers and visitors who move in and out of noisy areas.



QB1® HYG
Inner-aural protection

NRR 27 | QB1HYG
CAN A(L)



QB2® HYG
Supra-aural protection

NRR 25 | QB2HYG
CAN B(L)



QB3® HYG
Semi-aural protection

NRR 23 | QB3HYG
CAN B(L)



PerCap®
Folding semi-aural protection

NRR 20 | PERCAP
CAN B(L)

For more information,
visit us online at
www.howardleight.com
or contact Honeywell
Industrial Safety at
800.430.5490.

For all Banded Earplugs

Inspect: Inspect band and earpods prior to fitting. Replace earpods if they are dirty, damaged, hard or stiff. Replace the band if it becomes brittle or deformed.

Clean: Clean the band and earpods with mild soap and warm water only, and dry thoroughly. Use of cleaners other than mild soap and water may damage the materials.

Replace: Replace pods every 2-4 weeks to ensure optimal protection and performance.

VeriPRO® Fit-Testing System

Test real earplugs. Get real results.

VeriPRO®'s three-step process checks the effectiveness of an employee's earplug fit in each ear, using either Quick Check or Complete Check mode. This information is then captured in individual reports, accessible by the safety manager.



Software

The software for VeriPRO was created to be easy to use – as simple as an ATM or an airport ticketing kiosk. It's easy to install on any PC, easy to get started and easy to operate. Its straightforward interface is readily understandable, even for people who aren't regular computer users.



Audio Processor

Converts digital signal from the VeriPRO software, calibrates it to the headphones and amplifies the sound. The Audio Processor ensures accurate delivery of VeriPRO signals and increases test reliability.



Headphones

The VeriPRO headphones are not your typical listening gear. These patented high-output headphones were designed specifically for VeriPRO. They are audiometrically optimized and calibrated to the signals used in the VeriPRO test, and can be used to test any earplug including earplugs that haven't even been invented yet.

Honeywell Industrial Safety

900 Douglas Pike
Smithfield, RI 02917
US: Tel. 800.430.5490 Canada: Tel. 888.212.7233
Fax. 800.322.1330 Fax. 888.667.8477
www.honeywell.com



Honeywell

HLI.100 REV 4.0 2/18
© 2018 Honeywell International Inc.