



*One style. Three sizes.  
Customized fit & performance.*



# *North Adaptec™*

*Protective Eyewear System*



by Honeywell



Setting out with a new approach to safety eyewear, North by Honeywell wanted to create a product that would fit everyone — no matter their gender, ethnicity, or facial features. After completing a landmark eyewear research study, the company poured everything it learned into the development of the North Adaptec eyewear. The result? An adjustable eyewear system that can be worn by the widest range of workers and still deliver excellent protection, superior comfort, customized adjustability, premium optics, and a stylish look.

### **One style**

means simplicity of stocking and ordering as well as consistent usage by workers.

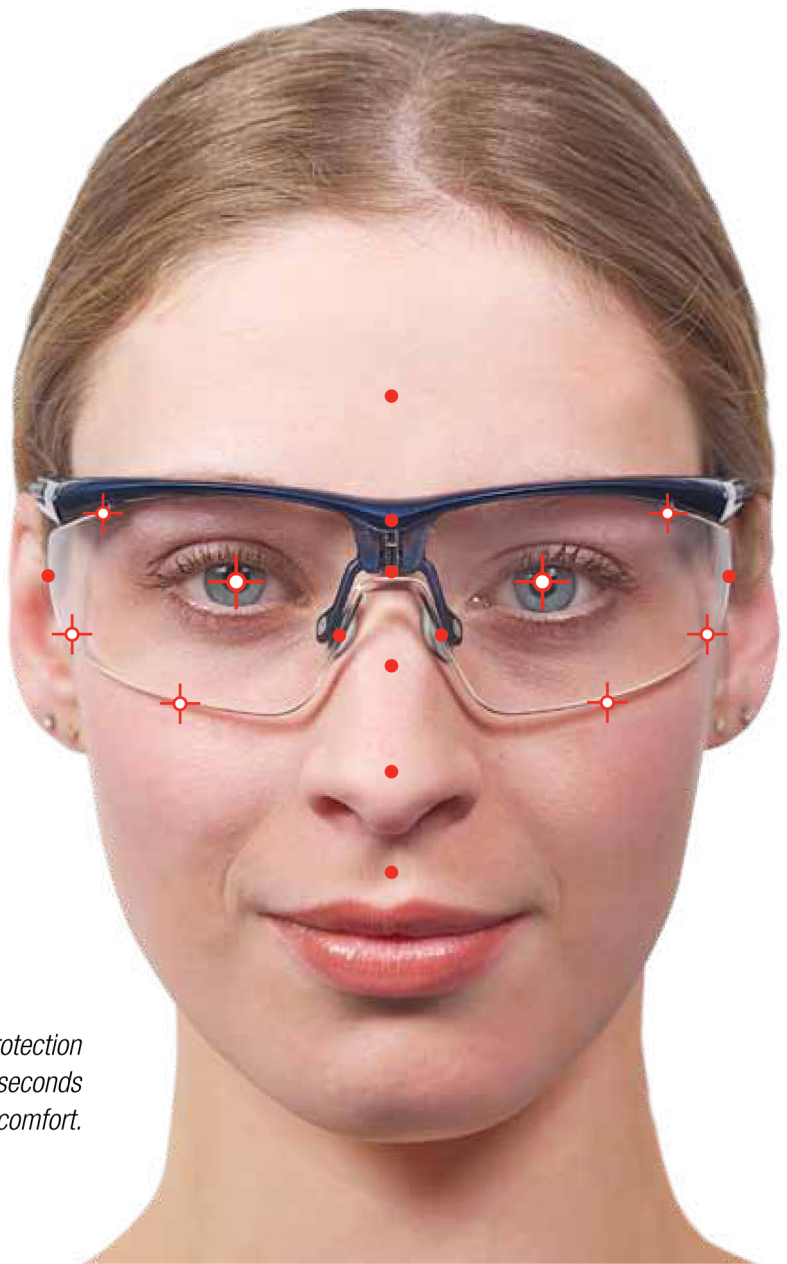
### **Three sizes**

means the right protection, improved performance and optical clarity for everyone in your workplace.

### **Customized fit & performance**

means personalized comfort for each wearer, ensuring all-day protection and compliance with safety requirements.

*Research shows that different facial features demand customized adjustability.*



*North Adaptec™ offers personalized eye protection in all the right places, and adjusts in seconds for customized all-day comfort.*






# North Adaptec™

Protective Eyewear System




## Adjustable nose bridge centers eyes to reduce fatigue

Three-position nose bridge is simple to adjust and keeps eyes centered in the lens, where optical clarity is best. Workers' vision is less strained so they experience less eye fatigue, work more comfortably for longer periods, and can more clearly see their work.



## Self-adjusting nose pads add to worker comfort

Soft, flexible material allows each nose pad to independently conform to the wearer's face, delivering greater comfort, contact, and stability.



### 3. Be more protected

Ratcheting temple hinges adjust lens angle for greater protection and reduced fogging.



### 4. Be more secure

Proprietary temple design (patent pending) adjusts temple tension for personal comfort and non-slip security. Temple inserts slide from front to back for firmer fit, – or in opposite direction for looser fit.

### 5. Be more comfortable

Soft, flexible material covers frame components for comfortable, secure fit.

### Temples micro-adjust for a snug fit and all-day comfort

A proprietary temple design (patent pending) allows workers to adjust temple tension anytime, safely and without removing eyewear. Workers can adjust for personal preference or task at hand – a firmer fit for active work or a lighter fit for general wear.

Temple arm features a rigid insert that slides to control pressure against the head. Wearer can slide insert from front to back for a firmer fit, or back to front for a looser fit.





## 1. Stay alert with less eye fatigue

Adjustable nose bridge keeps eyes centered in lens for clearer optics and reduced eye fatigue.

## 2. See clearly with less fogging

Vented, cushioned frame allows optimum air circulation and reduces fogging.

## 7. Ready for any condition

The North Adaptec 4A lens coating ensures excellent anti-fog, anti-static and scratch-resistant properties plus 99.9% UV protection. Available in six tints. Meets ANSI Z87.1-2010 and CSA Z94.3 standards.




## 6. Replace lens quickly and easily

Even the toughest lens can break or scratch. That's why the North Adaptec features a lens replacement system that is a snap.

## Adjustable lens angle improves safety and reduces fogging

Each temple hinge ratchets to seven positions – 30° of custom adjustability – so lens is angled for both optimal eye protection and ideal space for air circulation.



# Ordering Information

All North Adaptec™ lenses offer 99.9% UV protection and are available with tints for most applications.



**CLEAR**  
Used for most indoor work applications.



**SMOKE**  
Minimizes outdoor sunlight and glare.



**AMBER**  
For low-light applications where enhanced contrast is needed.



**I/O MIRROR**  
Deflects sunlight and glare.



**IR SHADE 3.0**  
For torch brazing, torch soldering, light cutting.



**IR SHADE 5.0**  
For light brazing, cutting and gas welding.

Eyewear Model #	Frame Color	Lens Tint	Lens Replacement #
<b>REGULAR SIZE</b>			
T5900LBL	Dark blue	Clear lens	500LRL
T5900LTK	Translucent-black	Clear lens	500LRL
T5900BLS	Dark blue	Smoke lens	501LRL
T5900LTKS	Translucent-black	Smoke lens	501LRL
T5900LTKA	Translucent-black	Amber lens	502LRL
T5900LTKTCG	Translucent-black	I/O Mirror lens	503LRL
T5900LTK3.0	Translucent-black	IR shade 3.0 lens	506LRL
T5900LTK5.0	Translucent-black	IR shade 5.0 lens	507LRL
<b>NARROW SIZE</b>			
T5900NBL	Dark blue	Clear lens	500NRL
T5900NTK	Translucent-black	Clear lens	500NRL
T5900NBLS	Dark blue	Smoke lens	501NRL
T5900NTKS	Translucent-black	Smoke lens	501NRL
T5900NTKA	Translucent-black	Amber lens	502NRL
T5900NTKTCG	Translucent-black	I/O Mirror lens	503NRL
T5900NTK3.0	Translucent-black	IR shade 3.0 lens	506NRL
T5900NTK5.0	Translucent-black	IR shade 5.0 lens	507NRL
<b>WIDE SIZE</b>			
T5900WBL	Dark blue	Clear lens	500WRL
T5900WTK	Translucent-black	Clear lens	500WRL
T5900WBLS	Dark blue	Smoke lens	501WRL
T5900WTKS	Translucent-black	Smoke lens	501WRL
T5900WTKA	Translucent-black	Amber lens	502WRL
T5900WTKTCG	Translucent-black	I/O Mirror lens	503WRL
T5900WTK3.0	Translucent-black	IR shade 3.0 lens	506WRL
T5900WTK5.0	Translucent-black	IR shade 5.0 lens	507WRL

**Packaging Information (Eyewear):**  
Unit Box (1), Ten-Pack (10), Case (50)

**Weight (Narrow / Regular / Wide)**  
Ten Pack: 1.65lbs. / 1.70lbs. / 1.73lbs.  
Master Case: 9.47lbs. / 9.72lbs. / 9.88lbs.

**Dimensions**  
Ten Pack: 11.4" x 5.1" x 6.5"  
Master Case: 26.1" x 11.75" x 7.1"



by Honeywell

**Honeywell Safety Products**

2000 Plainfield Pike, Cranston, RI 02921  
Tel: 401-943-4400  
Toll Free Tel: 800-430-4110 (U.S.), 888-212-7233 (Canada)  
Customer Service: 800-777-9021  
www.NorthAdaptec.com  
www.NorthSafety.com

Distributed by: