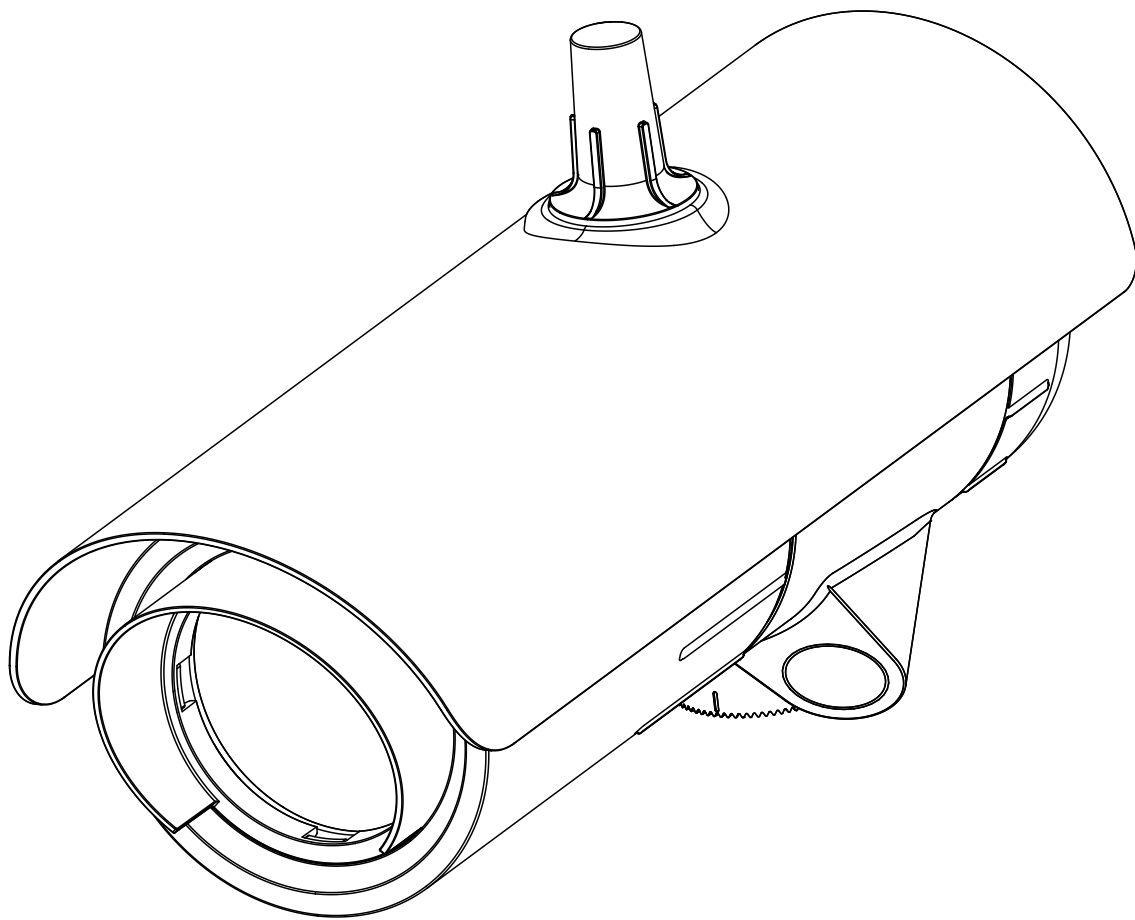


SAFETY **MANUAL**

SEARCHLINE EXCEL PLUS™ **SEARCHLINE EXCEL EDGE™**

Open Path Flammable Gas Detector



Disclaimer

In no event shall Honeywell be liable for any damages or injury of any nature or kind, no matter how caused, that arise from the use of the equipment referred to in this manual.

Strict compliance with the safety procedures set out and referred to in this manual, and extreme care in the use of the equipment, are essential to avoid or minimise the chance of personal injury or damage to the equipment.

The information, figures, illustrations, tables, specifications, and schematics contained in this manual are believed to be correct and accurate as at the date of publication or revision. However, no representation or warranty with respect to such correctness or accuracy is given or implied and Honeywell will not, under any circumstances, be liable to any person or corporation for any loss or damages incurred in connection with the use of this manual.

The information, figures, illustrations, tables, specifications, and schematics contained in this manual are subject to change without notice.

Unauthorised modifications to the gas detection system or its installation are not permitted, as these may give rise to unacceptable health and safety hazards.

Any software forming part of this equipment should be used only for the purposes for which Honeywell supplied it. The user shall undertake no changes, modifications, conversions, translations into another computer language, or copies (except for a necessary backup copy).

In no event shall Honeywell be liable for any equipment malfunction or damages whatsoever, including (without limitation) incidental, direct, indirect, special, and consequential damages, damages for loss of business profits, business interruption, loss of business information, or other pecuniary loss, resulting from any violation of the above prohibitions.

Warranty

Honeywell Analytics warrants the Searchline Excel Plus & Edge™ system against defective parts and workmanship, and will repair or (at its discretion) replace any components that are or may become defective under proper usage within 12 months from the date of commissioning by a Honeywell Analytics approved representative* or 18 months from shipment from Honeywell Analytics, whichever is sooner.

This warranty does not cover consumables, batteries, fuses, normal wear and tear, or damage caused by accident, abuse, improper installation, unauthorized use, modification or repair, ambient environment, poisons, contaminants or abnormal operating conditions.

This warranty does not apply to sensors or components that are covered under separate warranties, or to any 3rd-party cables and components.

Any claim under the Honeywell Analytics Product Warranty must be made within the warranty period and as soon as reasonably practicable after a defect is discovered. Please contact your local Honeywell Analytics Service representative to register your claim.

This is a summary. For full warranty terms please refer to the Honeywell General Statement of Limited Product Warranty, which is available on request.

* A Honeywell Analytics approved representative is a qualified person trained or employed by Honeywell Analytics, or a qualified person trained in accordance with this manual.

Copyright Notice

Microsoft, MS and Windows are registered trademarks of Microsoft Corp.

Other brand and product names mentioned in this manual may be trademarks or registered trademarks of their respective companies and are the sole property of their respective holders.

Honeywell is the registered trademark of Honeywell Safety and Productivity Solutions (SPS).

Searchline Excel Plus & Edge is a registered trademark of Honeywell (HA).

Find out more at www.sps.honeywell.com

Revision History

Revision	Comment	Date
Issue 1	Axxxx	May 2021

Table of Contents

1	Introduction	4
1.1	References	4
1.2	Abbreviations	4
1.3	Definitions	5
2	Searchline Excel Plus & Edge Safety Function	5
3	Searchline Excel Plus & Edge Safety Parameters	5
3.1	Proof Test Interval	6
3.2	Special Notes	6
3.3	Environmental Conditions	7
4	Proof Test	8
4.1	Visual Inspection	8
4.2	Electrical Testing	8
4.3	Bump Testing	8

1 Introduction

This Searchline Excel Plus & Edge Safety Manual contains information, tables, examples and instructions that are crucial and relevant to all areas of system design, development, architecture, approvals, installation and commissioning, and to its ongoing safety, function and fitness for purpose once correctly installed and commissioned.

This manual should be read in conjunction with the References listed below, and in conjunction with any associated 3rd-party manufacturer's technical documents.

This manual should be used as a reference source when calculating maintenance and proof-testing periodicity, deferments and concessions, and when writing preventive maintenance and proof-testing procedures.

This manual may be used to calculate the probability of Searchline Excel Plus & Edge or component failure (PFD/PFH) for use in risk assessments and other scenarios.

1.1 References

IEC 61508: Functional Safety of Electrical/Electronic/Programmable Electronic Safety-related Systems (E/E/PE, or E/E/PES)

IEC 61508 has seven parts:

- Parts 1-3 contain the requirements of the standard (normative)
- Parts 4-7 are guidelines and examples for development and are thus informative.

Central to the standard are the concepts of risk and safety function. Risk is a function of the likely frequency of the hazardous event and the likely consequence and severity of an event. The risk can be reduced to a tolerable level by applying safety functions that may consist of E/E/PES and/or other technologies. While other technologies may be employed in reducing the risk, only those safety functions relying on E/E/PES are covered by the detailed requirements of IEC 61508.

2017M1220 Searchline Excel Plus & Edge Technical Manual

This manual contains all of the Searchline Excel Plus & Edge specifications, approvals, certifications and core technical information. It is intended for use by authorised technical personnel and OEMs, and is available in Technical English only.

2017M1225 Searchline Excel Plus Quick Start Guide

2017M1230 Searchline Excel Edge Quick Start Guide

These manuals are abridged and translated versions of the Searchline Excel Plus & Edge Technical Manual. They are intended for use by end users and operators.

1.2 Abbreviations

The following abbreviations have been used in this manual:

AC	Alternating Current
AIM	Analog Input Module
β	Beta Factor – Common Cause Failure Factor for <u>Undetected</u> Dangerous Failures
β_D	Beta Factor – Common Cause Failure Factor for <u>Detected</u> Dangerous Failures
DC	Direct Current
D_D	<u>Detected</u> Dangerous Failures
DIM	Digital Input Module
D_u	<u>Undetected</u> Dangerous Failures
I/O	Input/Output
LED	Light Emitting Diode
mA	Milliamp
NC	Normally Closed (circuit)
NO	Normally Open (circuit)
PFD	Probability of failure to perform its design function on demand
PFD _{avg}	Probability of failure to perform its design function on demand (Averaged)
PFH	Probability of a dangerous failure per hour
POST	Power On Self-Test
PSU	Power Supply Unit
SFF	Safe Failure Fraction; a percentage of safe failures as compared to all failures
SIL	Safety Integrity Level
SIS	Safety Instrumented Systems
SPCO	Single Pole Change Over (Switch or Relay)
TÜV	TÜV is a leading international body for the certification of safety and quality for products, services and management systems
UI	User Interface

1.3 Definitions

Check	Noun: An examination to test or ascertain accuracy, quality, or satisfactory condition when compared to a known or stated value Verb: <u>Examine</u> something in order to determine its accuracy, quality, or condition when compared to a known or stated value, or to detect the absence or presence of something
Examine	<u>Inspect</u> something thoroughly in order to determine its nature or condition
Inspect	1: Look at something closely, typically to assess its condition or to discover any shortcomings 2: <u>Examine</u> something to ensure that it reaches an official standard
Test	Noun: A procedure intended to establish the quality, performance, or reliability of something, especially before it is taken into widespread use Verb: Take measures to <u>check</u> the quality, performance, or reliability of something, especially before putting it into widespread use or practice

2 Searchline Excel Plus & Edge Safety Function

The intended use of the Searchline Excel Plus & Edge is to alert users to the presence of a potentially dangerous gaseous leaks in a defined zone.

To achieve this aim, Searchline Excel Plus & Edge provides a safety function with two outputs which may be used simultaneously if required, providing compatibility with different safety integrity levels.

A mA output is provided which is compatible with SIL 2 needs. Any output below 3.6 mA must be treated as a fault condition and is a defined safe state for this safety function. A range below 4 mA can be configured to provide warning indications. Values above 4 mA up to 22 mA can be configured to provide either an analogue representation of the leak level or a fixed alarm output.

A set of relay output are also provided which are compatible with SIL 1 needs. Independent Fault, Suspected Alarm and Confirmed Alarm relay contacts are provided. A de-energised fault relay must be treated as a fault condition and is a defined safe state for this safety function. The Alarm relay contacts can be configured as either normally energised or normally de-energised dependant on the application needs.

Compliance to IEC 61508:2010 has been assessed by an independent third party and reference to their certification and test report can be found in the following sections.

Bluetooth, Modbus or HART communications are specifically not a part of the Searchline Excel Plus & Edge safety function. These interfaces are non-interfering functions typically used for device setup, commissioning, diagnostics and troubleshooting. They do not interrupt the safety critical functions of the device.

3 Searchline Excel Plus & Edge Safety Parameters

The following safety parameters are in alignment with the TÜV report HP94655C. They are valid for Modification State 1 and firmware version 6.46 of the Searchline Excel Plus & Edge.

Configuration	PFD	PFH	SFF	Diagnostic Coverage	β	β_D	D_D	D_U	Safe
mA Output (SIL 2)	4.73^{-04}	1.0^{-07}	98%	96%	5%	2%	4149	100	1049
Relay Output (SIL 1)	1.65^{-03}	3.7^{-07}	87%	82%	5%	2%	3991	369	1142

The PFD figures quoted above assume a nominal one-year proof test interval and 8-hours repair time (MTTR).

The Searchline Excel Plus & Edge internally has an HFT of 0 and is defined as a Type B device as per IEC 61508. The diagnostic test interval for the Searchline Excel Plus & Edge is less than 30 seconds in normal operation.

3.1 Proof Test Interval

The purpose of a proof test is to return the unit to 'as new' condition in terms of its safety parameters.

The nominal proof test interval is 12 calendar months but, as stated in IEC 61508 and always dependent on local conditions, users may vary the proof test interval to meet their system needs. Honeywell allows such variations provided that the proper calculation method for calculating a proof test interval – as defined in IEC 61508 – is used to attain the required SIL level.

Proof test variations will depend on the system, hardware architectures and applications, and should be reviewed annually.

Given that relay outputs could be complex to isolate and test, the user may determine that a longer proof test interval would be desirable. The table below can be used to understand the different PFD & PFH values for these differing interval.

Note:

The nominal proof test interval should not preclude more frequent maintenance of Searchline Excel Plus & Edge in accordance with the Operating Instructions if site conditions or other factors require it.

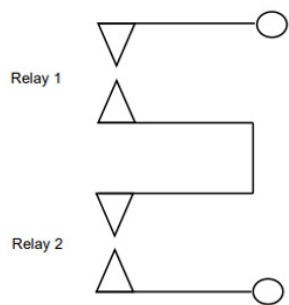
The effect of different proof test intervals on the PFD_{avg}:

Proof Test Interval	PFD	
	mA Output	Relay
6 months	2.53 ⁻⁰⁴	8.44 ⁻⁰⁴
1 year	4.73 ⁻⁰⁴	1.65 ⁻⁰³
1 ½ year	6.92 ⁻⁰⁴	2.46 ⁻⁰³
2 years	9.11 ⁻⁰⁴	3.27 ⁻⁰³
3 years	1.35 ⁻⁰³	4.89 ⁻⁰³
4 years	1.79 ⁻⁰³	6.51 ⁻⁰³
5 years	2.23 ⁻⁰³	8.12 ⁻⁰³
6 years	2.67 ⁻⁰³	9.74 ⁻⁰³
7 years	3.10 ⁻⁰³	1.14 ⁻⁰²
8 years	3.54 ⁻⁰³	1.30 ⁻⁰²
9 years	3.98 ⁻⁰³	1.46 ⁻⁰²
10 years	4.42 ⁻⁰³	1.62 ⁻⁰²

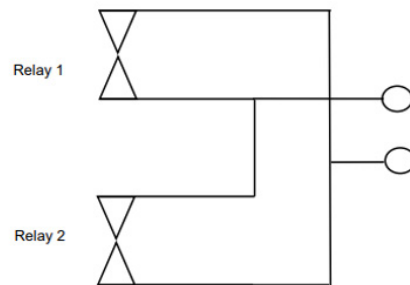
3.2 Special Notes

1. This safety manual does not address installation, configuration, service, maintenance or decommissioning tasks. The Searchline Excel Plus & Edge Technical Manual must be read and referred to in order to accomplish these tasks. Please read and understand the Searchline Excel Plus & Edge Technical Manual in full as this document also contains important safety information regarding the installation and continued use of the product.
2. Searchline Excel Plus & Edge proof tests shall be carried out strictly in accordance with this manual while referring to the Searchline Excel Plus & Edge Technical Manual as required, and also by including any additional instructions or requirements that may be issued from time-to-time. Searchline Excel Plus & Edge must not be stored or otherwise exposed to temperatures or conditions outside of the allowable maximums listed in the Technical Manual and/or datasheet.
3. It is incumbent on all 3rd-Party OEMs and Partners to enforce these rules on all Searchline Excel Plus & Edge equipment and assemblies manufactured and supplied by Honeywell.
4. Modification of settings in the Searchline Excel Plus & Edge shall strictly follow the procedure detailed in section 9.8 of the Searchline Excel Plus & Edge Technical Manual. Following modification of any settings in the Searchline Excel Plus & Edge, the entire list of settings must be reviewed to ensure that the product configuration is correct. A proof test should then be undertaken to ensure the functionality of the product is understood and is as expected.
5. Access to the product is possible remotely using either the HART or Bluetooth connection. Security is provided on these connections by the use of authentication passwords and tokens. The user must take care to ensure such passwords and tokens do not become known to unauthorised parties. In case of concern, such passwords should be immediately changed to prevent unauthorised access to the product.
6. It is possible to upgrade the firmware in the Searchline Excel Plus & Edge using the mobile application. Before performing an upgrade, the user must check that the new firmware has already been certified to the relevant functional safety standard. When performing an upgrade the procedure listed in section 9.9 of the Technical Manual must be followed and following upgrade the version string interrogated to ensure it is as expected (see section 9.8.1 of the Technical Manual). A proof test should then be undertaken to ensure the functionality of the product is understood and is as expected.

7. Power supplied to the Searchline Excel Plus & Edge or to the 4-20 mA loop of the product shall be of an isolating type (galvanic isolation from mains, providing basic insulation) but does not need to be a Class II (SELV) power supply. At no time should voltages exceeding 60V DC be provided to the product (with the exception of the relay contact connections).
8. Searchline Excel Plus & Edge contains relays that may be used to perform executive actions when an alarm is triggered. Ensure that such systems are identified and inhibited / disconnected before carrying out any proof testing, bump testing, or sensor calibrations.
9. For SIL 2 applications, users must use the mA output to determine both alarm and fault conditions. Configurations for SIL 2 alarm relay outputs are described in Point 11d). Relay outputs can be used simultaneously for SIL 1 or non-safety applications.
10. If relay outputs are used for safety purposes, the following directions must be adhered to:
 - a) The relay contacts must be protected with a fuse rated at a maximum of 3 A.
 - b) Only resistive loads should be connected to the relay contacts.
 - c) The fault relay output must be energised under normal conditions.
 - d) It is possible to realise a SIL 2 relay output for alarm conditions. If such a configuration is required the suspected and confirmed alarm relay outputs must be wired as shown below. Configuration 1 should be used when an “open contact” represents the activation of the safety function whereas Configuration 2 should be used when a “closed contact” represents the activation of the safety function. Configuration 1 requires the addition of a protective fuse rated at a maximum of 3 A to protect the relay contacts from adverse events which may cause contact welding.



Normally Open Contacts
(as labelled on the module)
Configuration 1



Normally Closed Contacts
(as labelled on the module)
Configuration 2

3.3 Environmental Conditions

The environmental conditions that the Searchline Excel Plus & Edge is designed to operate within are listed below:

Voltage: 18 to 32V DC

Temperature: -55°C to +75°C

Humidity: 0-100% RH Condensing

Altitude: 0-1500m

EMC: EN 50270, IEC/EN 61000-6-4; Radio Equipment Directive 2014/53/EU

IP-Protection: IP 66/67 (Type 4X in accordance with NEMA 250)

4 Proof Test

To give the user confidence and ensure that proof testing is always carried out on an optimal system, it is recommended that users carry out routine maintenance procedures before carrying out more specific proof tests.

Example inspection, testing and calibration procedures are given below, but users should always refer to the relevant manufacturer's technical documentation for details appropriate to their installations.

4.1 Visual Inspection

1. Visually inspect the Searchline Excel Plus & Edge paying particular attention to signs of insecurity, loose connections, damage, corrosion, ingress of moisture, or contamination. Clean and repair as required before proceeding with any functional testing or calibrations.
2. Switch off and isolate electrical power, then open the rear enclosure and carry out a visual inspection and clean as listed in item 1 above. Pay particular attention to the security and condition of electrical connections and terminals.
3. Switch on the electrical power. Observe the LEDs for correct operation while the POST is being carried out.
4. Record all adverse findings and their remedies to aid future proof testing analysis and fault finding.

4.2 Electrical Testing

1. Electrically test all external cables, paying particular attention to insulation resistance, shielding and Earthing (Grounding) resistance, and cable continuity and resistance.
2. Record all figures to aid future proof testing analysis and fault finding.

4.3 Bump Testing

1. Carry out Bump Testing in accordance with the appropriate technical handbooks and manufacturer's technical specifications.
2. Record all figures to aid future proof testing analysis and fault finding.

Find out more

www.sps.honeywell.com

Contact Honeywell Analytics:

Europe, Middle East, Africa, India

Life Safety Distribution GmbH
Javastrasse 2
8604 Hegnau
Switzerland
Tel: +41 (0)44 943 4300
Fax: +41 (0)44 943 4398
India Tel: +91 124 4752700
gasdetection@honeywell.com

Americas

Honeywell Analytics Inc.
405 Barclay Blvd.
Lincolnshire, IL 60069
USA
Tel: +1 847 955 8200
Toll free: +1 800 538 0363
Fax: +1 847 955 8210
detectgas@honeywell.com

Asia Pacific

Honeywell Analytics Asia Pacific
7F SangAm IT Tower, 434 Worldcup Buk-ro,
Mapo-gu, Seoul 03922
Korea
Tel: +82-2-69090300
Fax: +82-2-69090328
analytics.ap@honeywell.com

Technical Services

EMEA: HAexpert@honeywell.com
US: HA.us.service@honeywell.com

Honeywell

Please Note:

While every effort has been made to ensure accuracy in this publication, no responsibility can be accepted for errors or omissions. Data may change, as well as legislation and you are strongly advised to obtain copies of the most recently issued regulations, standards and guidelines. This publication is not intended to form the basis of a contract.

05/2021
2017M1245 Issue 1 EN
© 2021 Honeywell Analytics