

# Miller TechLine™ Temporary Horizontal Lifeline System

## Description

Temporary Horizontal Lifeline system to be used in applications where overhead anchorage is not present. System includes all necessary hardware, components and instructions for complete installation.

## Materials

### Rope:

- 1 1/16 in. (17.5 mm) diameter, black static kernmantle
- 12,000 lb. (53.4 kN) minimum tensile strength; polyester cover over nylon core
- Environmentally stable
- Low elongation
- High abrasion resistance

### Line

**Adjuster:** Zinc plated steel tensioner rated at 5,000 lbs. (22.2 kN)

### In-Line Shock


**Absorber:** Designed to limit forces to 2,500 lbs. (11.2 kN) which provides a 2:1 safety factor for 5,000 lb. (22.2 kN) anchorage.

**Snap Hook:** Zinc plated, forged alloy steel  
Proof tested to 3,600 lbs. (16 kN)  
5,000 lb. (22.2 kN) minimum tensile strength

**O-Rings:** Zinc plated 1/4 in. x 2 in. (6 mm x 5 cm) diameter  
Forged alloy steel  
5,000 lb. (22.2 kN) minimum tensile strength

### Cross-Arm

**Straps:** 3 in. (7.6 cm) wide heavy-duty polyester  
Minimum tensile strength 5,000 lbs. (22.2 kN)



## Technical

### Maximum

**Capacity:** Two workers at 310 lbs. (140.6 kg) each  
Includes in-line shock absorber and (2) O-rings

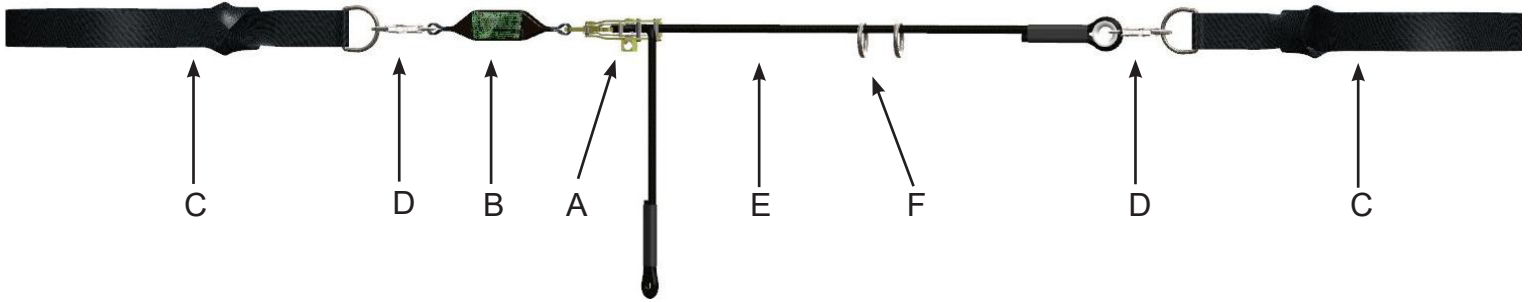
## Certification

Tested to ANSI A10.32-2004 and OSHA 1926.502

Connecting components meet or exceed ANSI Z359.12-2009 or CSA Z259.12-11 requirements for 3,600 lb. gate strength. For questions about products purchased prior to January 1, 2015, please contact Honeywell Technical Service at 800.873.5242.

Model Number	Span Length	Max. Capacity
HLLR2-Z7/30FT	30 ft. (9.1 m)	Two Person
HLLR2-Z7/60FT	60 ft. (18.3 m)	Two Person

# Miller TechLine™ Temporary Horizontal Lifeline System



## A. TENSIONER

Used to adjust the length of the rope, indicate proper pre-tension and maintain tension.

## B. IN-LINE SHOCK ABSORBER

Designed to limit forces to 2,500 lbs. (11.2 kN) which provides a 2:1 safety factor for 5,000 lb. (22.2 kN) anchorages.

## C. CROSS-ARM STRAPS

Used to secure lifeline to anchorage point.

## D. SNAPHOOK

Self-locking snap hook used to connect the ends of the lifeline to an approved anchorage connector.

## E. LIFELINE

11/16 in. (17.5 mm) black static kernmantle rope used to span between two anchorage connectors.

## F. O-RINGS

Used to connect worker's shock absorbing lanyard or self-retracting lifeline to the horizontal lifeline.

## Fall Clearance Charts

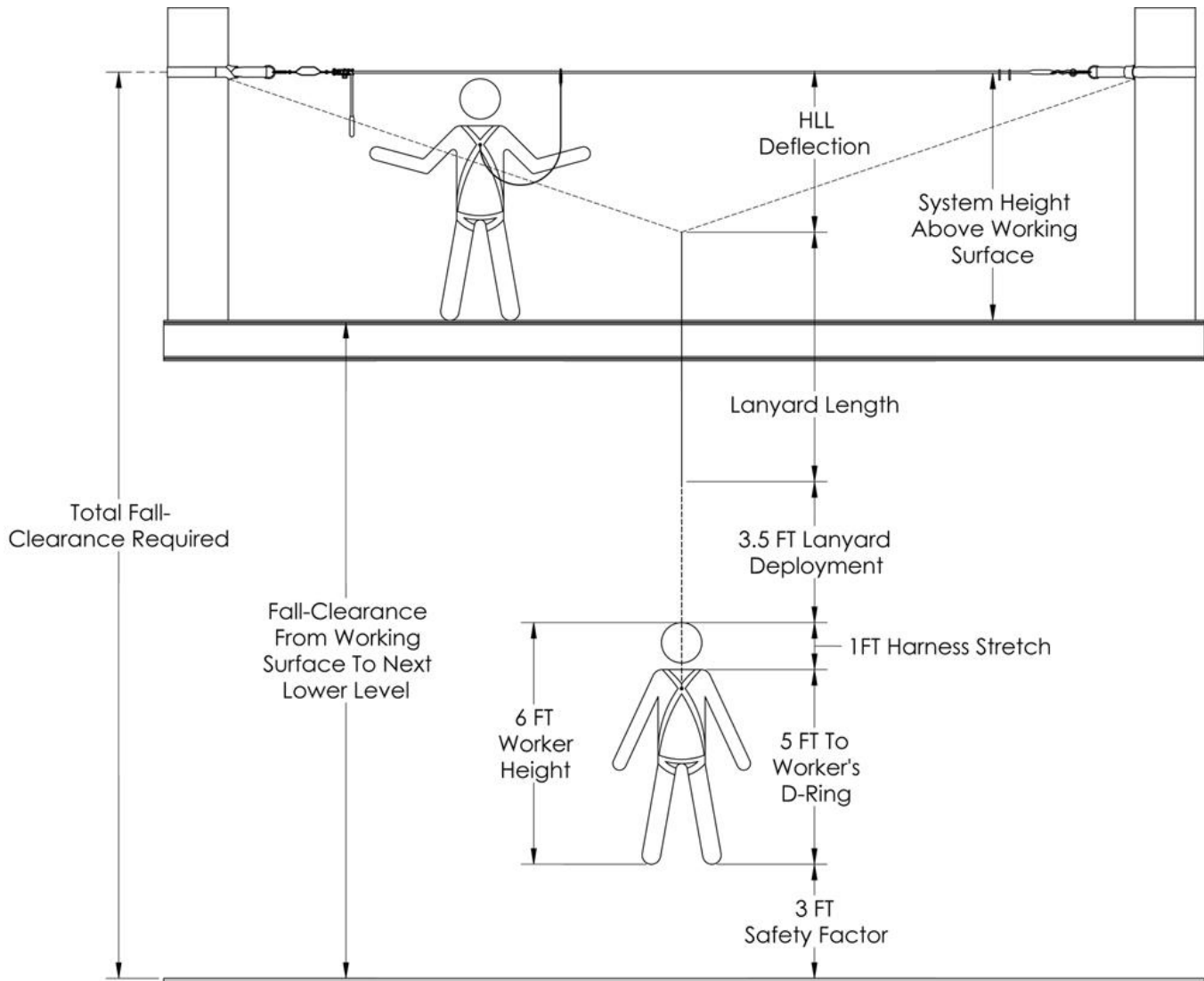
Refer to the following table and "Total Fall Clearance Required" in the Fall Clearance Diagram to determine minimum required clearance from lifeline to surface or obstruction.

**TECHLINE HLL SYSTEM WITH CROSS ARM STRAPS  
FALL CLEARANCE TABLES**

Total Fall Clearance Required for <b>one worker</b> connected to system with Miller shock-absorbing lanyard.			Total Fall Clearance Required for <b>two workers</b> connected to system with Miller shock-absorbing lanyards.		
Span Length (in Feet)*	Length of Lanyard (in Feet & Inches)		Span Length (in Feet)*	Length of Lanyard (in Feet & Inches)	
	3 (0.9m)	6 (1.8m)		3 (0.9m)	6 (1.8m)
0-10 (0-3m)	14'-1" (4.29m)	17'-1" (5.18m)	0-10 (0-3m)	14'-1" (4.29m)	17'-1" (5.18m)
11-20 (3.4-6.1m)	14'-8" (4.47m)	17'-8" (5.38m)	11-20 (3.4-6.1m)	14'-9" (4.5m)	17'-9" (5.41m)
21-30 (6.4-9.1m)	15'-3" (4.65m)	18'-3" (5.56m)	21-30 (6.4-9.1m)	15'-8" (4.78m)	18'-8" (5.69m)
31-40 (9.4-12.2m)	15'-10" (4.83m)	18'-10" (5.74m)	31-40 (9.4-12.2m)	16'-8" (5.08m)	19'-8" (5.99m)
41-50 (12.5-15.2m)	16'-5" (5m)	19'-5" (5.92m)	41-50 (12.5-15.2m)	17'-7" (5.36m)	20'-7" (6.27m)
51-60 (15.5-18.2m)	17'-1" (5.18m)	20'-1" (6.12m)	51-60 (15.5-18.2m)	18'-7" (5.66m)	21'-7" (6.58m)

\*Span Lengths are provided in feet (meters); for lengths that fall between the span length ranges provided, round up or down to the nearest span length using standard rounding rules. (Ex.: For 30'-5", use the span length of 31-40 feet to determine required fall clearance. For 50'-2", use the span length of 41-50 feet to determine required fall clearance.)

# Fall Clearance Diagram



**Limitless Possibilities. Ask the Expert.**

Technical Service: 800.873.5242  
www.millerfallprotection.com

**Honeywell Industrial Safety**


900 Douglas Pike  
Smithfield, RI 02917

**USA**

Phone: 800.430.5490  
Fax: 800.322.1330

**Canada**

Phone: 888.212.7233  
Fax: 888.667.8477

 This equipment should only be used after reading and understanding the manufacturer's instructions. Failure to follow instructions could result in serious injury or fatality.