

Miller ShockFusion™ End/Corner Roof Posts and Miller Fusion™ Intermediate Roof Posts

Description

Miller ShockFusion Horizontal Lifeline Roof Systems are available in custom-engineered systems and straight-line system kits. Miller ShockFusion and Fusion Roof Posts lower force applied to the base and/or complete horizontal lifeline system.

This spec sheet addresses the roof posts--ShockFusion End/Corner Roof Posts and Fusion Intermediate Roof Posts*. Spec sheets for other system components are available:

Miller ShockFusion Base Plates and Mounting Assemblies (SP453)

Miller ShockFusion Cable Assembly Components (SP485)

Materials

Miller ShockFusion

Energy Absorber:	304 Stainless Steel
Internal Connecting Components:	304 and 18-8 Stainless Steel
Post Tube:	Zinc-Plated/Powder Coated Steel; Anodized Cast 6061-T6 Aluminum
Post/Base Plate Seal:	HDPE and Neoprene
Post Cap:	HDPE with UV Inhibitor

Miller Fusion

Energy Absorber:	304 Stainless Steel
Internal Connecting Components:	304 and 18-8 Stainless Steel
Post Tube:	Zinc-Plated/Powder Coated Steel; Anodized Cast 6061-T6 Aluminum
Post/Base Plate Seal:	HDPE and Neoprene
Post Cap:	Vinyl with UV Inhibitor

Technical

Miller ShockFusion

Activation Force:	1,100 lbs. (4.89 kN)
Shock Absorption Force:	2,500 lbs. (11.1 kN)
Maximum Capacity:	See ShockFusion Instruction Manual
Ultimate Strength:	5,000 lbs. (22.2 kN)

Miller Fusion

Activation Force:	1,000 lbs. (4.4 kN)
Maximum Capacity:	See Fusion and/or ShockFusion Instruction Manual(s)
Ultimate Strength:	5,000 lbs. (22.2 kN)



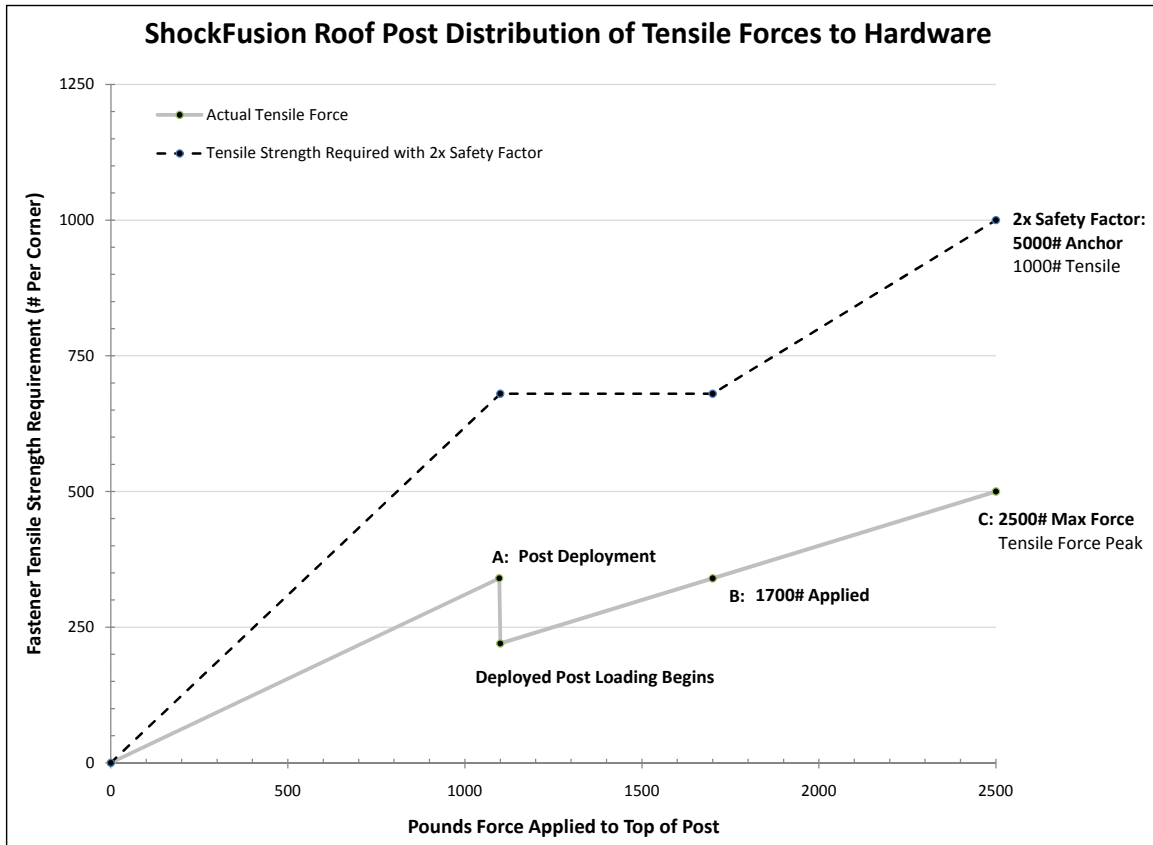
Certifications

All system components meet the design requirements as set forth in OSHA 1926.502, OSHA 1910.66, ANSI A10.32-04, ANSI Z359.6, CSAZ259.16-2004 and EN795 Class C. Please note, however, that the system as a whole once installed must be deemed to be in compliance with these standards by a qualified engineer.

[Note: The Miller Fusion Roof Post may also be used as a single anchorage point for a personal fall arrest system when the D-bolt anchor is attached. See Fusion Instruction Manual.]*


Miller ShockFusion™ End/Corner Roof Posts and Miller Fusion™ Intermediate Roof Posts

An engineer or qualified person must ensure that the roof structure to which a ShockFusion System is installed is able to withstand potential tensile and shear forces which may be imposed at the locations where end and intermediate roof anchor posts are attached. The tensile and shear strength requirements are based on a 2:1 safety factor.

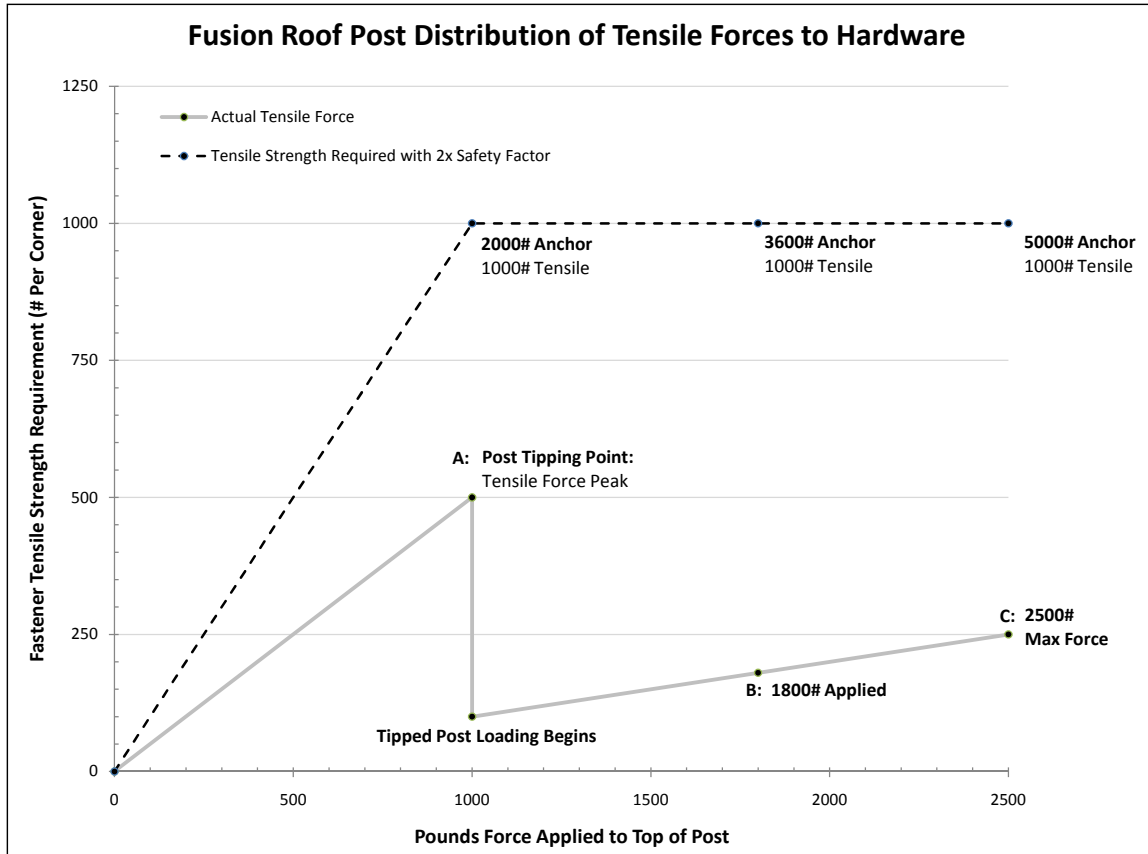


Tensile Force Distribution at End Posts

- Maximum tensile force at end posts is 500# per corner of base plate; tensile strength required is 1000# with a 2:1 safety factor incorporated




Miller ShockFusion™ End/Corner Roof Posts and Miller Fusion™ Intermediate Roof Posts

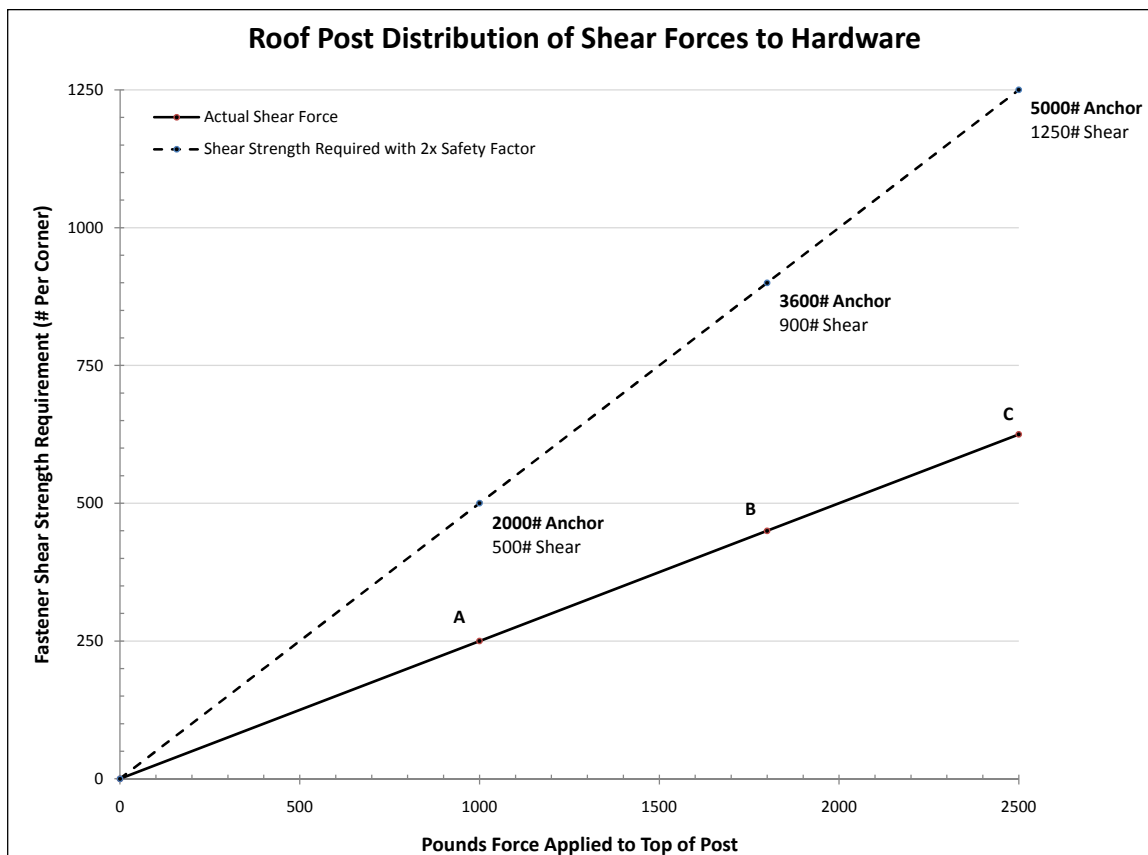


Tensile Force Distribution at Intermediate Posts

- Maximum tensile force at intermediate posts is 500# per corner of base plate; tensile strength required is 1000# with a 2:1 safety factor incorporated




Miller ShockFusion™ End/Corner Roof Posts and Miller Fusion™ Intermediate Roof Posts



Shear Force Distribution at All Posts

- Maximum shear force at each post is 625# per corner of base plate; required shear strength required is 1250# with a 2:1 safety factor incorporated



For more information about custom-engineered systems, please contact
Miller Engineered Solutions:

800.325.6746



by Honeywell

For more information about straight-line system kits, please contact
Honeywell Technical Service:

800.873.5242

Toll Free 800.873.5242 (press 4) • hsptechsupport@honeywell.com • www.millerfallprotection.com

WARNING! THIS DOCUMENT PROVIDES AN OVERVIEW OF FALL PROTECTION PRODUCTS AVAILABLE FROM HONEYWELL AND CARE HAS BEEN TAKEN TO ASSURE THE ACCURACY OF THE DATA. IT DOES NOT PROVIDE IMPORTANT PRODUCT WARNINGS AND INSTRUCTIONS. HONEYWELL RECOMMENDS ALL USERS OF FALL PROTECTION EQUIPMENT UNDERGO THOROUGH TRAINING, AND THAT ALL WARNINGS AND INSTRUCTIONS PROVIDED WITH THE PRODUCTS BE THOROUGHLY READ AND UNDERSTOOD PRIOR TO EACH USE. FAILURE TO READ AND FOLLOW ALL PRODUCT WARNINGS AND INSTRUCTIONS COULD RESULT IN SERIOUS INJURY OR DEATH.