

Rescue Davit Arm

Model: DH-AP-3/

Description


The Miller Rescue Davit Arm attaches quickly, without the use of any tools, to the Portable Fall Arrest Anchor Post. Fitted with a suitable winch or self-retracting lifeline, the Davit Arm can be used for a wide variety of access/egress, rescue, and material handling applications. Lightweight aluminum construction and durable powdercoat finish.

Materials

General Construction:	Welded/Machined Aluminum
Weld Certification:	AWS
Material (aluminum):	6061-T6 Aluminum
Cable:	3/16" 7x9 Stainless Steel
Pully Wheel:	Black Acetal
Finish (aluminum):	Powder Coat
Finish (steel):	CS-500 Zinc Plated
Bearing Material:	PVC Pipe, ASTM-D-1785
Hardware:	Minimum Grade 5, Zinc Plated
Plating Specification:	ASTM Designation B633-85, Type II, SC2, CS-500 Lechant/Sealant Process

Technical

Working Load	
Material Handling:	310lb (141kg)
Safety Factor:	10:1
Rescue:	
	310lbs (141kg)
Safety Factor:	10:1
Proof Load	
Outer Anchor Point:	3100lbs (13.8kN)
Winch/SRL Bracket:	3100lbs (13.8kN)
Maximum Allowed Arrest Force (MAF) Rating of Shock Absorbers and Retractable Devices:	
	900lbs (4kN)
Weight:	20.5lbs (9.3kg)

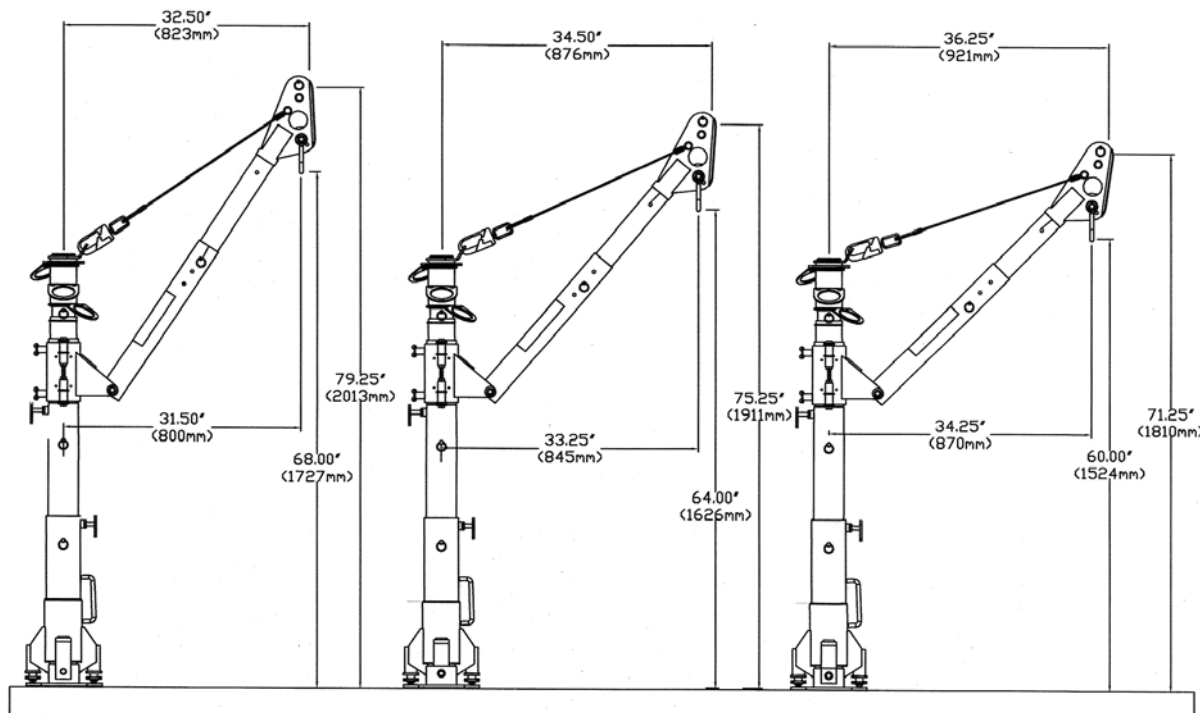


Application

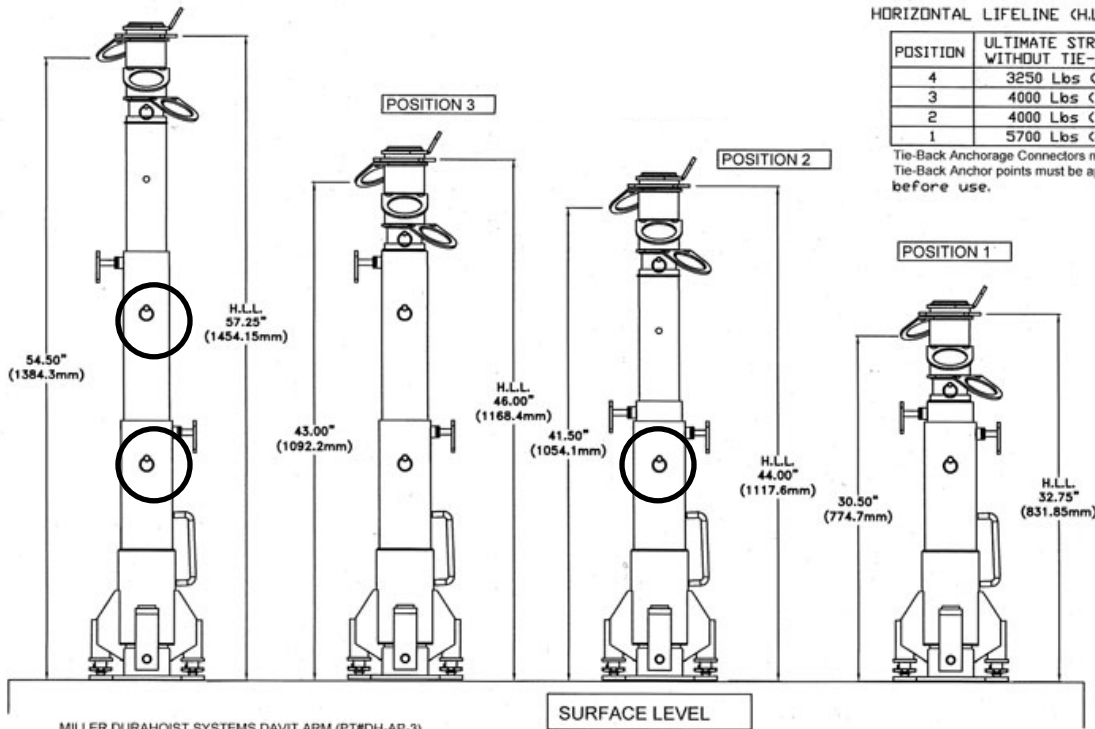
Restrictions

1. To be used with Miller Portable Fall Arrest Anchor Post only.
2. Use of this device de-rates the Anchor post to a maximum of two (2) workers connect to the swivel connection rings.
3. The installed Anchor Post must be 72" (1830mm) or less from any edge where a fall may occur.
4. Portable Fall-Arrest Anchor Post must be in a vertical position any time it is being used as a fall-arrest anchor post.
5. Retractable devices and shock absorbers must have a maximum arrest force (M.A.F.) rating of 900lbs (4kN) or less, and must be installed and used in accordance with the manufacturer's instructions.
6. Each installation must be approved to local standards by a qualified engineer.

Rescue Davit Arm



POSITION 4



HORIZONTAL LIFELINE (H.L.L.) POSITIONS & RATINGS

POSITION	ULTIMATE STRENGTH WITHOUT TIE-BACK	POSITION HEIGHT
4	3250 Lbs (14.5kN)	57.25-in
3	4000 Lbs (17.7kN)	46.00-in
2	4000 Lbs (17.7kN)	44.00-in
1	5700 Lbs (25.0kN)	32.75-in

Tie-Back Anchorage Connectors must be approved by MILLER and all Tie-Back Anchor points must be approved by a qualified engineer before use.

MILLER DURAHOIST SYSTEMS DAVIT ARM (PT#DH-AP-3) CAN BE USED IN POST POSITIONS 2 & 4 ONLY

HORIZONTAL LIFELINE HEIGHT = "H.L.L." DIMENSION



by Honeywell

Toll Free 800.873.5242 (press 4) • hsptechsupport@honeywell.com • www.millerfallprotection.com

WARNING! THIS DOCUMENT PROVIDES AN OVERVIEW OF FALL PROTECTION PRODUCTS AVAILABLE FROM HONEYWELL AND CARE HAS BEEN TAKEN TO ASSURE THE ACCURACY OF THE DATA. IT DOES NOT PROVIDE IMPORTANT PRODUCT WARNINGS AND INSTRUCTIONS. HONEYWELL RECOMMENDS ALL USERS OF FALL PROTECTION EQUIPMENT UNDERGO THOROUGH TRAINING, AND THAT ALL WARNINGS AND INSTRUCTIONS PROVIDED WITH THE PRODUCTS BE THOROUGHLY READ AND UNDERSTOOD PRIOR TO EACH USE. FAILURE TO READ AND FOLLOW ALL PRODUCT WARNINGS AND INSTRUCTIONS COULD RESULT IN SERIOUS INJURY OR DEATH.