



CT50/CT60 ChargeBase and NetBase

Models CT50-CB, CT50-NB

For CT50 and CT60 Mobile Computers

Quick Start Guide



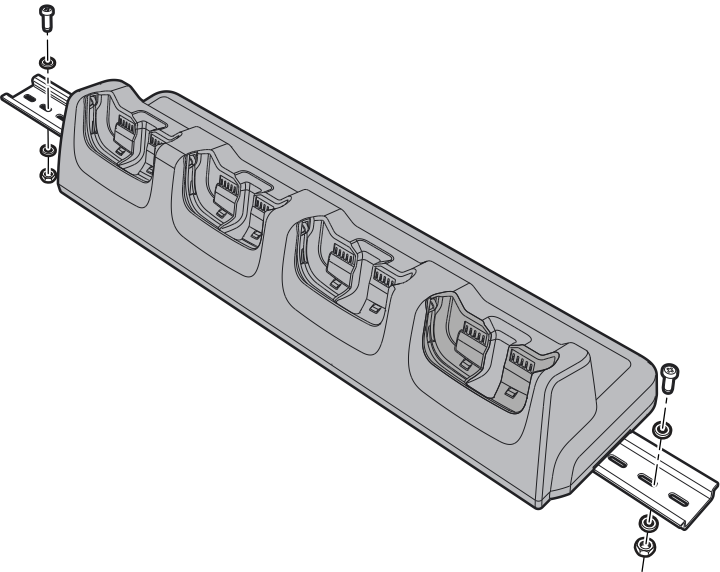
CT50-CNB-MULT-QS Rev C
11/20

Mount the ChargeBase or NetBase

You can mount the charger on a flat, horizontal surface such as a desktop or workbench with an optional DIN rail.

Mounting hardware required:

- DIN rail
 - 3/16-inch diameter x 5.8-inch long pan head screw
 - 1/2-inch OD x 7/32-inch ID x 3/64-inch thick washer
 - 3/16-inch diameter nut
- Slide the DIN rail into the slot on the bottom of the ChargeBase or NetBase.
 - Secure the DIN rail to the flat surface with the hardware.



Out of the Box

Make sure that your shipping box contains these items:

- CT50 ChargeBase (CT50-CB) or NetBase (CT50-NB)
- Power supply
- Power cord
- Quick start guide and regulatory compliance sheet

If any of these items are missing or appear damaged, contact your Customer Account Representative. Keep the original packaging in the event that you need to return the ChargeBase or NetBase for service or if you want to store the charger while not in use.

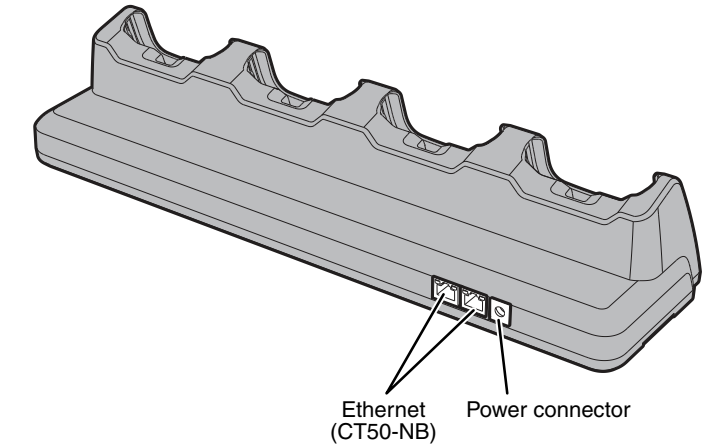
Caution: We recommend the use of Honeywell accessories and power adapters. Use of any non-Honeywell accessories or power adapters may cause damage not covered by the warranty.

Mise en garde : Il est recommandé d'utiliser les périphériques, les cordons d'alimentation et les adaptateurs secteur conçus par Honeywell. L'utilisation de tout périphérique, cordon d'alimentation ou adaptateur secteur d'une autre marque est susceptible de provoquer des dommages non couverts par la garantie.

Connect Power

Use only a UL Listed power supply which has been qualified by Honeywell with an output rated at 12 V / 7 A. The power supply input rating is 90-264 VAC, 50/60 Hz. The operating temperature is -20 °C to 50 °C (-4 °F to 122 °F).

- Plug the power cord into the power supply.
- Plug the power supply cable into the power connector on the back of the charger.
- Plug the power cord into a standard wall outlet.

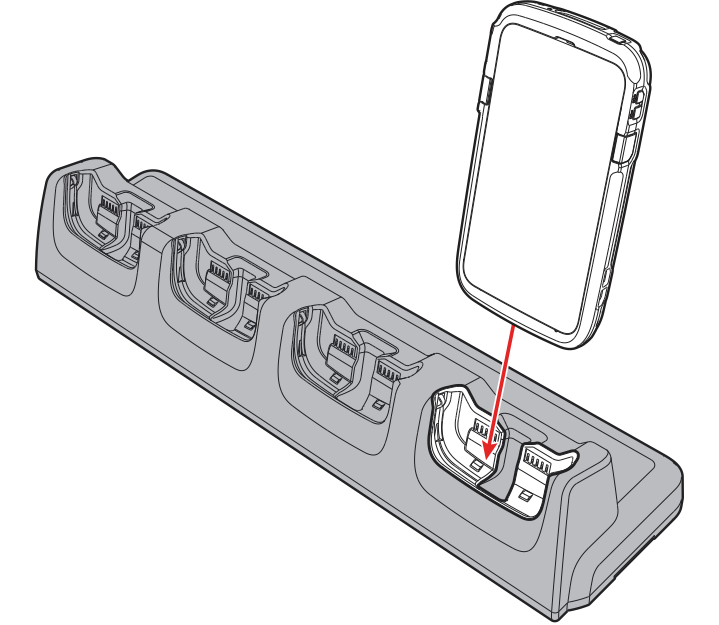


Charge the Battery Pack

Caution: Make sure that all components are dry prior to using the computers and batteries with accessories. Using wet components may cause damage not covered by the warranty.

Mise en garde : Assurez-vous que tous les composants sont secs avant de connecter les terminaux/batteries à des périphériques. L'insertion de composants humides risque de provoquer des dommages non couverts par la garantie.

- Insert one to four CT50s with battery packs inserted into the Charge-Base or NetBase.



Agency Information

cULus UL and C-UL Statement UL and C-UL listed: UL 60950-1, Second Edition and CSA C22.2 No.60950-1-07, Second Edition.		cULus Norme UL et C-UL Homologué UL et C-UL : UL 60950-1, seconde édition et CSA C22.2 No.60950-1-07, seconde édition.	
RCM Mark Complies with ACMA regulatory arrangements.	EAC Customs Union Approval	NOM Mexico Conforms to NOM-019 Cumple con NOM-019 Está em conformidade com a NOM-	NYCE

USA

FCC Part 15 Subpart B Class B

This device complies with part 15 of the FCC Rules. Operation is subject to the following two conditions:

- This device may not cause harmful interference.
- This device must accept any interference received, including interference that may cause undesired operation.

This equipment has been tested and found to comply with the limits for a Class B digital device pursuant to part 15 of the FCC Rules. These limits are designed to provide reasonable protection against harmful interference in a residential installation. This equipment generates, uses, and can radiate radio frequency energy and, if not installed and used in accordance with the instructions, may cause harmful interference to radio communications. However, there is no guarantee that interference will not occur in a particular installation. If this equipment does cause harmful interference to radio or television reception, which can be determined by turning the equipment off and on, the user is encouraged to try to correct the interference by one or more of the following measures:

- Reorient or relocate the receiving antenna.
- Increase the separation between the equipment and receiver.
- Connect the equipment into an outlet on a circuit different from that to which the receiver is connected.
- Consult the dealer or an experienced radio or television technician for help.

If necessary, the user should consult the dealer or an experienced radio/television technician for additional suggestions. Honeywell is not responsible for any radio or television interference caused by unauthorized modifications of this equipment or the substitution or attachment of connecting cables and equipment other than those specified by Honeywell.

The correction is the responsibility of the user.

Use only shielded data cables with this system. This unit has been tested with cables less than 3 meters. Cables greater than 3 meters may not meet class B performance.

Caution: Any changes or modifications made to this equipment not expressly approved by Honeywell may void the FCC authorization to operate this equipment.

Canada

Industry Canada ICES-003

This Class B digital apparatus complies with Canadian ICES-003. Operation is subject to the following conditions:

- This device may not cause harmful interference.
- This device must accept any interference received, including interference that may cause undesired operation.

Conformité à la réglementation canadienne

Cet appareil numérique de la Classe B est conforme à la norme NMB-003 du Canada. Son fonctionnement est assujéti aux conditions suivantes :

- Cet appareil ne doit pas causer de brouillage préjudiciable.
- Cet appareil doit pouvoir accepter tout brouillage reçu, y compris le brouillage pouvant causer un fonctionnement indésirable.

Europe

The CE marking indicates compliance to 2014/30/EU EMC Directive with Standards EN55032 CLASS B, EN55024, EN61000-3-2, EN61000-3-3. 2011/65/EU ROHS (Recast). In addition, complies to 2014/35/EU Low Voltage Directive, when shipped with recommended power supply.

European contact:
Honeywell Productivity Solutions BV
Lagelandseweg 70
6545 CG Nijmegen
The Netherlands

Honeywell International Inc. shall not be liable for use of our product with equipment (i.e., power supplies, personal computers, etc.) that is not CE marked and does not comply with the Low Voltage Directive.

Use only shielded data cables with this system. This unit has been tested with cables less than 3 meters. Cables greater than 3 meters may not meet class B performance.

Certified to CB Scheme IEC 62368-1, Second Edition.

Refer to www.honeywellaidc.com/environmental for the RoHS / REACH / WEEE information.

La marquage CE indique que cet appareil est conforme à la Directive CEM 2004/108/CE et avec les normes EN55032 CLASSE B, EN55024, EN61000-3-2, EN61000-3-3. 2011/65/EU ROHS (Recast). De plus, il est conforme à la Directive sur les basses tensions 2014/35/EU, lorsqu'il est fourni avec le bloc d'alimentation recommandé.

European contact:
Honeywell Productivity Solutions BV
Lagelandseweg 70
6545 CG Nijmegen
The Netherlands

Honeywell ne sera pas tenu responsable de l'utilisation de ses produit avec de l'équipement (c'est-à-dire, blocs d'alimentation, ordinateurs personnels, etc.) qui ne porte pas la marque CE et n'est pas conforme à la Directive sur les basses tensions.

Utiliser uniquement des câbles de données blindés avec ce système. L'appareil a été testé avec des câbles de moins de 3 mètres. Les câbles de longueur supérieure à 3 mètres peuvent ne pas satisfaire à la performance de la classe B.

