



Model RT10-DOCK-PIN-KIT Instructions



RT10-DOCK-PIN-KIT metal inserts are intended for use with RT10 vehicle docks with metal mounting pins. Do not use if your dock has plastic pins.

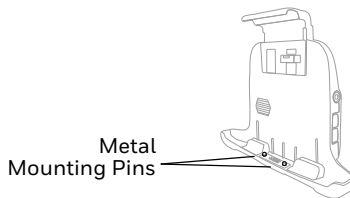
Out of the Box

Make sure that your shipping box contains these items:

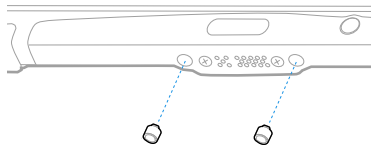
- Stainless steel inserts (2)

Install the Inserts

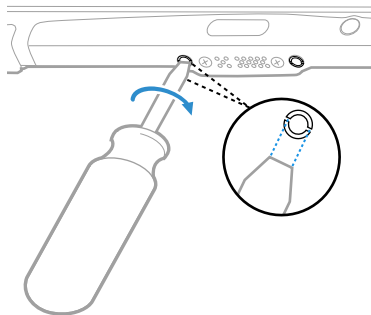
1. Ensure your vehicle dock has metal mounting pins.



2. Press the inserts into the RT10 tablet.



3. Use a standard 5.5mm flat-head screwdriver to lock the inserts into the bottom of the tablet.



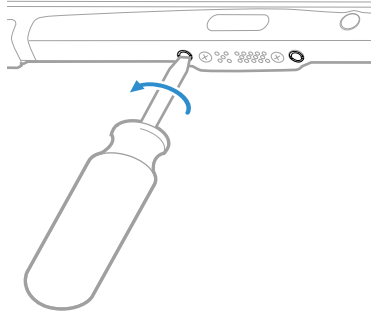
4. Ensure the inserts are flush with the tablet.



Remove the Inserts



These inserts are intended for use with RT10 vehicle docks only and should be removed before placing the tablet into a desk dock (RT10-DD) or communications dock (RT10-CD).



Support

To search our knowledge base for a solution or log into the Technical Support Portal and report a problem, go to honeywell.com/PSStechnicalsupport.

Documentation

Product documentation is available at sps.honeywell.com.

Limited Warranty

For warranty information, go to sps.honeywell.com and click **Support > Productivity > Warranties**.

Patents

For patent information, see www.hsmpats.com.

Trademarks

Other product names or marks mentioned in this document may be trademarks or registered trademarks of other companies and are property of their respective owners.

Disclaimer

Honeywell International Inc. (“HII”) reserves the right to make changes in specifications and other information contained in this document without prior notice, and the reader should in all cases consult HII to determine whether any such changes have been made. HII makes no representation or warranties regarding the information provided in this publication.

HII shall not be liable for technical or editorial errors or omissions contained herein; nor for incidental or consequential damages resulting from the furnishing, performance, or use of this material. HII disclaims all responsibility for the selection and use of software and/or hardware to achieve intended results.

This document contains proprietary information that is protected by copyright. All rights are reserved. No part of this document may be photocopied, reproduced, or translated into another language without the prior written consent of HII.

Copyright © 2023 Honeywell Group of Companies. All rights reserved.