

HEAVY DUTY PRESSURE TRANSDUCERS FOR POTENTIAL USE IN INDUSTRIAL REFRIGERATION APPLICATIONS

MIP SERIES

Application Note

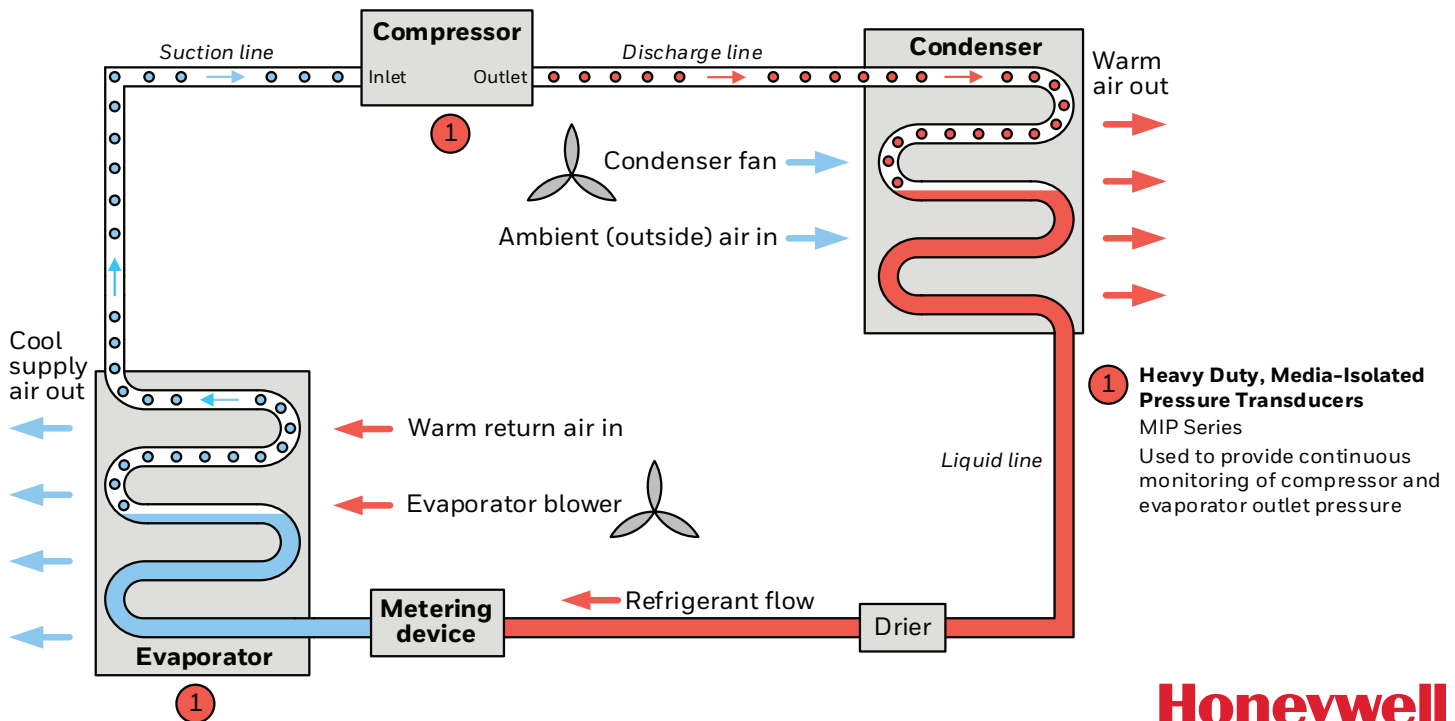
There are four basic components in the HVAC/R cycle used by an industrial refrigeration unit (see Figure 1):

1. **Compressor:** Low pressure vapor full of latent heat from the evaporator is compressed and pumped to the condenser.
2. **Condenser:** Receives hot, high pressure vapor from the compressor and releases its latent heat to the ambient air. Refrigerant condenses a hot liquid.
3. **Metering device:** Hot liquid from the condenser is forced through a flow restriction to reduce the pressure and change the hot liquid to a cold liquid.
4. **Evaporator:** Takes the cold liquid from the metering device and absorbs latent heat from the return air and changes to a cool gas.

Due to the high cost of energy, refrigeration systems need to be efficient. Controlling the high side and low side pressure to match refrigeration needs helps to increase efficiency and reduce energy costs.

The refrigeration cycle works because, as the refrigerant changes from one state to another, there is a large release or absorption of latent energy. By controlling the pressure of the refrigerant, the temperature of the phase change can be controlled. At low pressure, the refrigerant will change from a liquid to a gas and absorb latent heat energy at a lower temperature. At high pressure, the refrigerant gas can change from a gas to a liquid at higher temperatures, releasing latent energy.

FIGURE 1. MIP SERIES HEAVY DUTY, MEDIA-ISOLATED PRESSURE TRANSDUCERS IN POTENTIAL HVAC/R APPLICATIONS



Honeywell

SOLUTION

Honeywell's MIP Series transducers are designed to provide continuous monitoring of compressor outlet pressure and evaporator outlet pressure to help control the flow of refrigerant (see Table 1).

The MIP Series is designed to more effectively resist several cycles of freeze-thaw without frequent failure (see Figure 2 and Table 1).

FIGURE 2. MIP SERIES UNDERGOING FREEZE/THAW CYCLE TESTING





TABLE 1: MIP SERIES SPECIFICATIONS

CHARACTERISTIC	PARAMETER
Operating, compensated, and storage temperature range	 -40°C to 125°C [-40°F to 257°F]
Total Error Band	-40°C to 125°C [-40°F to 257°F]: <ul style="list-style-type: none"> • ±1.0 %FSS (≤10 bar) • ±0.75 %FSS (>10 bar)
Pressure range	<ul style="list-style-type: none"> • 1 bar to 60 bar • 15 psi to 870 psi
Pressure reference	<ul style="list-style-type: none"> • absolute • sealed gage
Pressure port material	stainless steel 304L
Output transfer function	ratiometric to 5 Vdc supply: 0.5 Vdc to 4.5 Vdc
EMC (radiated immunity)	100 V/m (200 MHz to 2 GHz) per ISO 11452-2
Ingress protection	IP67 (Metri-Pack 150)
External freeze/thaw resistance	>6 cycles from -30°C to 50°C [-22°F to 122°F]
Media compatibility	<ul style="list-style-type: none"> • Industrial: <ul style="list-style-type: none"> - pumps: water, hydraulic fluids - compressors: compressed air - process: food, beverage, oil, gas, steam • HVAC/R: refrigerants (butane, propane, ammonia, CO₂, R134A, R407C, R410A, R448A/Solstice® N40, R32 and R1234ze, R1234yf, glycol + water) • Transportation: gasoline, diesel fuel, engine oil, brake fluid, coolants, CNG • Medical: O₂, N₂, CO₂, N₂O, air

FOR MORE INFORMATION

Honeywell Sensing and Internet of Things services its customers through a worldwide network of sales offices and distributors. For application assistance, current specifications, pricing or the nearest Authorized Distributor, visit sensing.honeywell.com or call:

Asia Pacific	+65 6355-2828
Europe	+44 1698 481481
USA/Canada	+1-302-613-4491

Honeywell **Sensing and Internet of Things**

9680 Old Bailes Road
Fort Mill, SC 29707
honeywell.com

WARRANTY/REMEDY

Honeywell warrants goods of its manufacture as being free of defective materials and faulty workmanship during the applicable warranty period. Honeywell's standard product warranty applies unless agreed to otherwise by Honeywell in writing; please refer to your order acknowledgement or consult your local sales office for specific warranty details. If warranted goods are returned to Honeywell during the period of coverage, Honeywell will repair or replace, at its option, without charge those items that Honeywell, in its sole discretion, finds defective. **The foregoing is buyer's sole remedy and is in lieu of all other warranties, expressed or implied, including those of merchantability and fitness for a particular purpose. In no event shall Honeywell be liable for consequential, special, or indirect damages.**

While Honeywell may provide application assistance personally, through our literature and the Honeywell web site, it is buyer's sole responsibility to determine the suitability of the product in the application.

Specifications may change without notice. The information we supply is believed to be accurate and reliable as of this writing. However, Honeywell assumes no responsibility for its use.

Solstice® N40 is a registered trademark of Honeywell International Inc.

008256-7-EN | 7 | 01/20
© 2020 Honeywell International Inc. All rights reserved.

THE
FUTURE
IS
WHAT
WE
MAKE IT

Honeywell