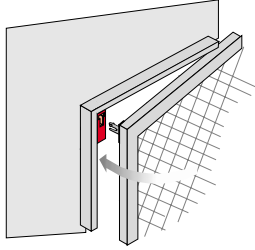




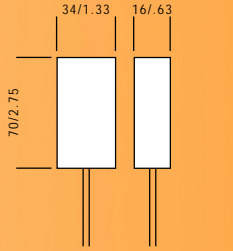

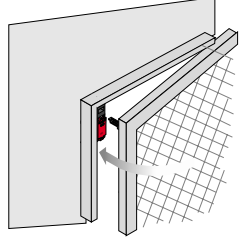




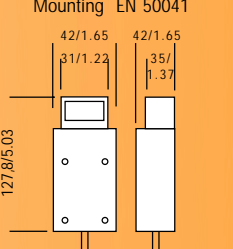

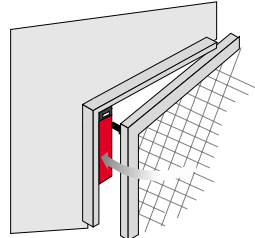




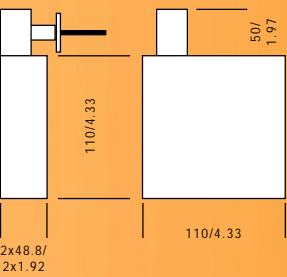

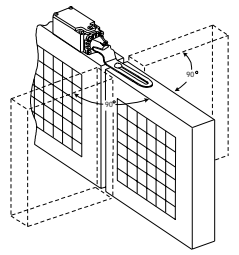

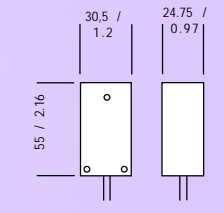

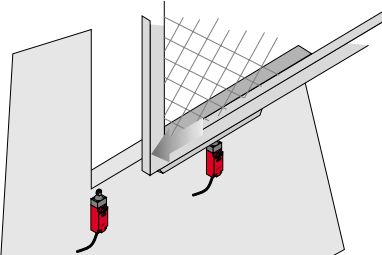

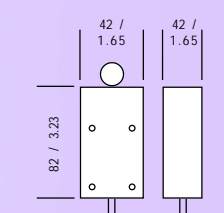

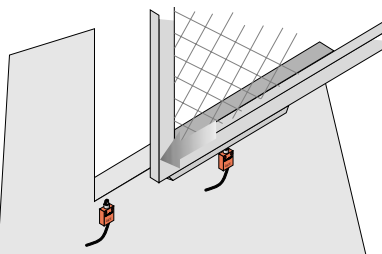

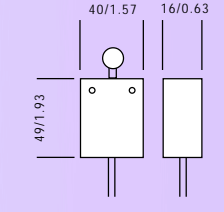


## Key operated Safety Interlock Switches for Gate Monitoring

TYPICAL APPLICATIONS		FUNCTIONS	CONTACTS	APPROVALS	FEATURES	DIMENSIONS in mm/in		
 <p><b>Miniature safety key interlock switch</b></p>	<ul style="list-style-type: none"> <li>Door control for:               <ul style="list-style-type: none"> <li>- Electronic assembly</li> <li>- Packaging / wrapping</li> <li>- Printing</li> </ul> </li> </ul>	<ul style="list-style-type: none"> <li>Key operated guard for door interrupt</li> </ul>	<ul style="list-style-type: none"> <li>Slow action               <ul style="list-style-type: none"> <li>. 1NC + 1NO</li> <li>. 2NC</li> </ul> </li> </ul>	    EN 60947-5-1-3	<ul style="list-style-type: none"> <li>Compact design</li> <li>Side or top key entry</li> <li>Prewired or connectorized</li> <li>Through wiring option (dual connector)</li> <li>Positive opening</li> <li>Sealing IP 67, NEMA 1, 12, 13</li> <li>Low energy contact version available</li> </ul>	 <p>Mounting holes 22 mm / 0.86 in</p>	GKM 	GKM
 <p><b>Dual entry key operated safety interlock switch</b></p>	<ul style="list-style-type: none"> <li>Key operated switch for:               <ul style="list-style-type: none"> <li>- Sliding guard doors and screens</li> <li>- Protective covers or enclosures with hinge, or removable</li> </ul> </li> </ul>	<ul style="list-style-type: none"> <li>Key operated guard for door interrupt</li> </ul>	<ul style="list-style-type: none"> <li>Slow action               <ul style="list-style-type: none"> <li>. 1NC + 1NO (BBM)Ⓞ</li> <li>. 2NC</li> <li>. 2NC + 2NO</li> <li>. 3NC + 1NO</li> <li>. 4NC</li> </ul> </li> <li>Snap action               <ul style="list-style-type: none"> <li>. 1NC + 1NO</li> </ul> </li> </ul>	    EN 60947-5-1-3	<ul style="list-style-type: none"> <li>Harsh duty design</li> <li>Side or top key entry</li> <li>4 key styles</li> <li>Single and dual LED indicator versions</li> <li>Sealing IP 67 - NEMA 4</li> <li>Operating temperature:               <ul style="list-style-type: none"> <li>-25 °C to 85 °C / -13 °F to 185 °F</li> </ul> </li> <li>Galvanically isolated contacts</li> <li>Positive opening</li> <li>Low energy contact version available</li> </ul>	 <p>Mounting EN 50041 Mounting holes 30 mm x 60 mm / 1.18 in x 2.36 in</p>	GK 	GK
 <p><b>Dual entry solenoid key operated safety interlock switch</b></p>	<ul style="list-style-type: none"> <li>Locking key operated switch for:               <ul style="list-style-type: none"> <li>- machines where instant stop is not possible</li> <li>- Presses</li> <li>- Metal working</li> <li>- Machine tool</li> <li>- Automotive plant floor</li> </ul> </li> </ul>	<ul style="list-style-type: none"> <li>Key operated door interlock with solenoid locking capability</li> </ul>	<ul style="list-style-type: none"> <li>Slow action               <ul style="list-style-type: none"> <li>. 1NC + 1NO (BBM)Ⓞ</li> <li>. 2NC</li> <li>. 2NC + 2NO</li> <li>. 3NC + 1NO</li> </ul> </li> </ul>	    EN 60947-5-1-3	<ul style="list-style-type: none"> <li>Harsh duty design</li> <li>Side or top key entry</li> <li>Separate contact blocks control key entry and solenoid status</li> <li>Solenoid power to lock or unlock key</li> <li>Sealing IP 68 - NEMA 6</li> <li>Double LED indicator</li> <li>Large range of solenoid voltages available</li> <li>Positive opening</li> <li>Low energy contact version available</li> </ul>	 <p>Mounting holes 2x48.8 / 2x1.92</p>	GKR/L 	GKR/L

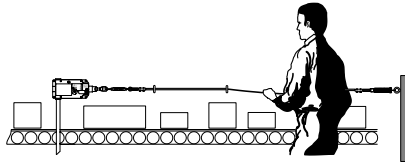

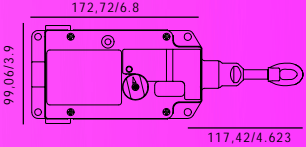

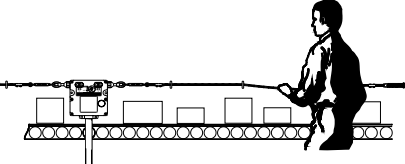

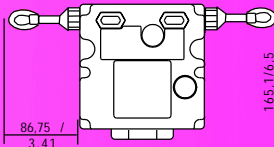



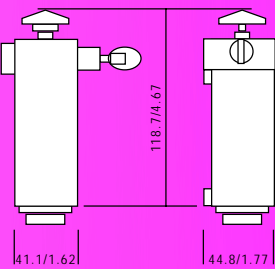
ⓄBBM : Break before Make

# Safety Electromechanical Switches for Gate Monitoring

TYPICAL APPLICATIONS		FUNCTIONS	CONTACTS	APPROVALS	FEATURES	DIMENSIONS in mm/in		
<b>Hinge Mounted Safety Limit Switch</b> 	<ul style="list-style-type: none"> <li>Dual direction access doors</li> <li>Access doors with space limitations</li> <li>Applications where tampering is a concern and internal mounting is desired</li> </ul>	<ul style="list-style-type: none"> <li>Hinge Mounted Electromechanical switch with positive opening</li> </ul>	<ul style="list-style-type: none"> <li>Slow action                             <ul style="list-style-type: none"> <li>1NC + 1NO (BBM)ⓐ</li> <li>2NC</li> <li>2NC + 1NO</li> <li>4NC</li> <li>2NC + 2NO (BBM)ⓐ</li> <li>3NC + 1NO (BBM)ⓐ</li> </ul> </li> <li>Snap action                             <ul style="list-style-type: none"> <li>1NC + 1NO</li> </ul> </li> </ul>	 EN 60947-5-1-3	<ul style="list-style-type: none"> <li>Choice of zinc die-cast or plastic housings</li> <li>IP 66 - NEMA 1, 4, 12, 13</li> <li>Positive opening</li> <li>Operating temperature: -25 °C to +85 °C / -13 °F to 185 °F</li> <li>Low energy contact version available</li> </ul>	 Mounting holes 22 mm / 0.86 in	<b>GSS HINGE</b> 	
<b>Global Safety Switch</b> 	<ul style="list-style-type: none"> <li>Door control for:                             <ul style="list-style-type: none"> <li>Machines-tools</li> <li>Wood machinery</li> <li>Automatic assembling machines</li> </ul> </li> </ul>	<ul style="list-style-type: none"> <li>Electromechanical switch with positive opening</li> </ul>	<ul style="list-style-type: none"> <li>Slow action                             <ul style="list-style-type: none"> <li>1NC + 1NO (MBB)ⓑ</li> <li>2NC</li> <li>2NC + 1NO (BBM)ⓐ</li> <li>2NC + 2NO (BBM)ⓐ</li> <li>3NC + 1NO (BBM)ⓐ</li> <li>4NC</li> </ul> </li> <li>Snap action                             <ul style="list-style-type: none"> <li>1NC + 1NO</li> <li>2NC + 2NO</li> <li>2NC + 2NO sequential</li> </ul> </li> </ul>		 EN 60947-5-1-3	<ul style="list-style-type: none"> <li>Different housing sizes</li> <li>Harsh duty design</li> <li>Modular</li> <li>Sealing IP 67 - NEMA 1, 4, 12, 13</li> <li>Operating temperature: -25 °C to 85 °C / -13 °F to 185 °F</li> <li>Galvanic isolated contacts</li> <li>Sequential contacts</li> <li>Positive opening</li> <li>Low energy contact version available</li> </ul>	 Mounting holes 30 mm x 60 mm / 1.18 in x 2.36 in	<b>GSS</b> 
<b>Miniature Safety Electromechanical Switch</b> 	<ul style="list-style-type: none"> <li>Door control for:                             <ul style="list-style-type: none"> <li>Material handling equipment</li> <li>Packaging machinery</li> <li>Textile machinery</li> <li>Small construction machinery</li> </ul> </li> </ul>	<ul style="list-style-type: none"> <li>Pre-wired switch with positive opening</li> </ul>	<ul style="list-style-type: none"> <li>Slow action                             <ul style="list-style-type: none"> <li>1NC</li> <li>1NC + 1NO (BBM)ⓐ</li> <li>1NC + 1NO (MBB)ⓑ</li> </ul> </li> </ul>			 EN 60947-5-1-3	<ul style="list-style-type: none"> <li>Compact design</li> <li>Miniature and pre-wired switch</li> <li>Stackable</li> <li>Sealing IP 66 or 67</li> <li>Operating temperature: 0 °C to 70 °C / 32 °F to 158 °F</li> <li>Contact spacing: 3 mm / 0.11 in</li> <li>Positive opening</li> </ul>	 Mounting holes 25 mm / 0.98 in

ⓐBBM: Break before Make  
 ⓑMBB: Make before Break

# Cable Pull Safety Switch for Perimeter Emergency Stop

TYPICAL APPLICATIONS		FUNCTIONS	CONTACTS	APPROVALS	FEATURES	DIMENSIONS in mm/ in		
<p><b>Cable Pull Safety Switch Single Head</b></p> 	<ul style="list-style-type: none"> <li>Cable pull switch for:               <ul style="list-style-type: none"> <li>- Conveyor systems in manufacturing plants and factories</li> <li>- Conveyor systems with high vibration</li> <li>- Conveyor systems that experience wide temperature swings</li> <li>- Long conveyor systems where easy through wiring, or highly visible trip status is required</li> <li>- Hose down conditions</li> <li>- Packaging equipment</li> <li>- Assembly lines</li> </ul> </li> </ul>	<ul style="list-style-type: none"> <li>Cable actuated safety switch with positive opening</li> <li>Latches on pull and slack to meet EN 418</li> </ul>	<ul style="list-style-type: none"> <li>. 1NC / 1NO</li> <li>. 2NC / 2NO</li> <li>. 3NC / 1NO</li> <li>. 4NC</li> </ul> <p>Gold contacts available</p>	 <p>Applied for</p>	<ul style="list-style-type: none"> <li>Latches on both slackened cable and pull cable</li> <li>Tension indicator for easy adjustment</li> <li>Typical cable span of 76 m (250 ft) with a temp change of <math>\pm 17^{\circ}\text{C}</math> (<math>\pm 30^{\circ}\text{F}</math>) if an endspring is used</li> <li>Large wiring cavity with straight through wiring</li> <li>Sealing IP 67 / NEMA 1, 4, 12, 13</li> <li>Single high intensity LED available</li> </ul>		<p>1CPS</p> 	<p>1CPS</p> <p>2CPS</p> <p>CLSX</p>
<p><b>Cable Pull Safety Switch Dual Head</b></p> 	<ul style="list-style-type: none"> <li>Cable pull switch for:               <ul style="list-style-type: none"> <li>- Long conveyor systems</li> <li>- Conveyor systems with high vibration and wide temperature swings</li> <li>- Long conveyor systems where easy through wiring, or highly visible trip status is required</li> <li>- Hose down conditions are present</li> </ul> </li> </ul>	<ul style="list-style-type: none"> <li>Cable actuated safety switch with positive opening</li> <li>Latches on pull and slack to meet EN 418</li> </ul>	<ul style="list-style-type: none"> <li>Gold plated contact:               <ul style="list-style-type: none"> <li>. 2NC / 2NO</li> <li>. 3NC / 1NO</li> <li>. 4NC</li> </ul> </li> </ul>	 <p>EN 60947-5-5-5</p>	<ul style="list-style-type: none"> <li>Rugged, heavy duty metal body</li> <li>Tension indicator for easy adjustment</li> <li>Slackened/pulled cable detection</li> <li>Maximum cable length in a single direction is 76 m (250 ft) and 152 m (500 ft) in dual directions</li> <li><math>\pm 8^{\circ}\text{C}</math> / <math>15^{\circ}\text{F}</math> temperature tolerance</li> <li>Large wiring cavity with straight-through wiring</li> <li>Multi-cluster LED indicator available</li> </ul>		<p>2CPS</p> 	
<p><b>Explosion-Proof Cable Pull Safety Switch Single Head</b></p> 	<ul style="list-style-type: none"> <li>Cable pull switch for:               <ul style="list-style-type: none"> <li>- Conveyors in hazardous environments</li> <li>- Grain handling</li> <li>- Petro-Chemical Plants</li> <li>- Process equipment</li> <li>- Paint lines</li> <li>- Power generating</li> </ul> </li> </ul>	<ul style="list-style-type: none"> <li>Cable actuated safety switch with positive opening</li> <li>Latches on pull, use two CLSX switches to meet EN 418</li> </ul>	<ul style="list-style-type: none"> <li>. 1NC / 1NO</li> <li>. 2NC</li> <li>. 4NC</li> </ul>	 <p>EN 60947-5-1-3</p>	<ul style="list-style-type: none"> <li>Tension indicator for easy adjustment</li> <li>Broken/Slackened cable detection</li> <li>Snap action head</li> <li>Sealing IP 67 - NEMA 1, 3, 4, 7, 9, 13</li> <li>60 m / 200 ft max. cable length</li> </ul>		<p>CLSX</p> 