

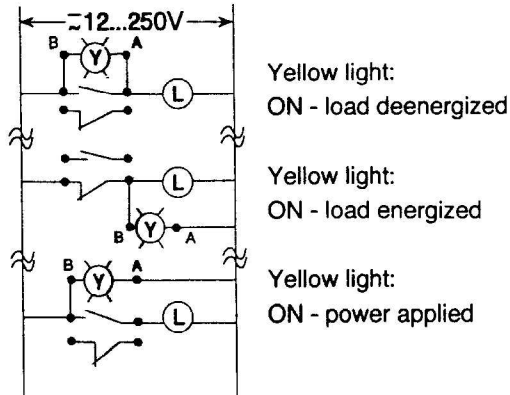
Installation Instructions for MICRO SWITCH GLS Series Lighted Products

Issue 2

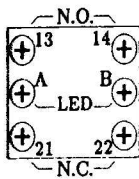
PK 8151 1

GLG

GLG Series: Plug-in Housing, Single Universal Voltage Indicator



GLG Series: Plug-in Housing, Single Universal Voltage Terminal Configuration



Temperature Range:

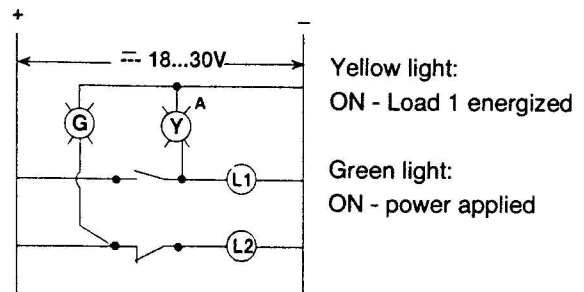
Operating: -25 to +85°C

Storage: -40 to +100°C

GLJ

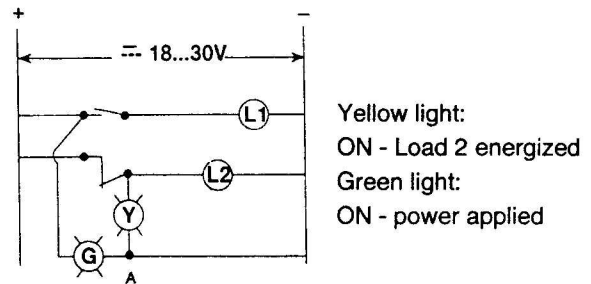
GLJ Series: Plug-in Housing, Dual Indicator, Circuit Selector

LEFT



GLJ Series: Plug-in Housing, Dual Indicator, Circuit Selector

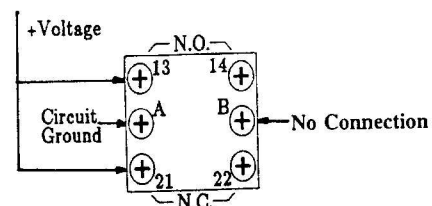
RIGHT



To change Circuit Selector:

1. Remove power from switch. Remove main body from wiring receptacle.
2. Carefully remove seal from main body, noting its position.
3. Circuit Selector is located at bottom of the switch, opposite the plunger. Slide it to the position that corresponds to the desired circuit above.
4. Replace the seal and reattach the main body to the wiring receptacle.

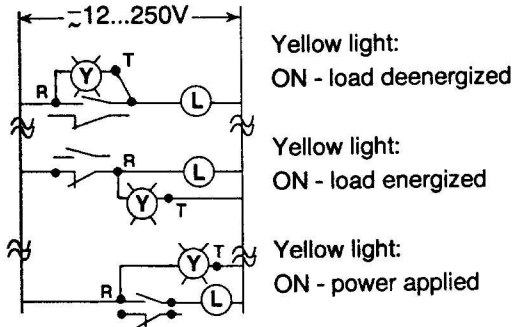
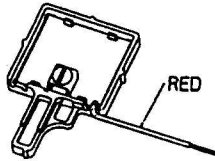
GLJ Series: Plug-in Housing, Dual Indicator Terminal Configuration



MICRO SWITCH GLS Series Lighted Products

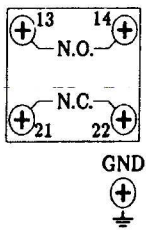
PK 8151 1

GLF* Series: Standard Housing, Single Universal Voltage Indicator
 PLC compatible, LED leakage current < 1.5 mA.



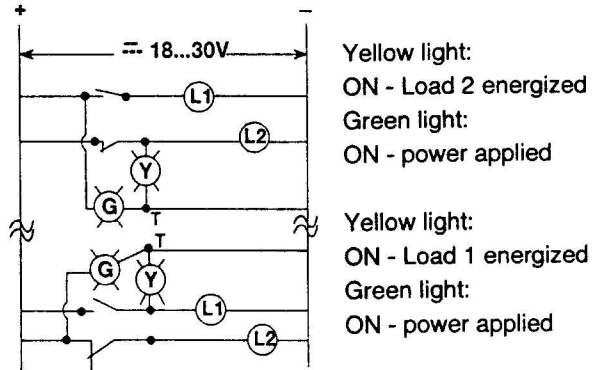
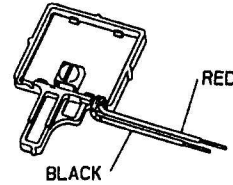
T = Terminal
 R = Red wire

GLF/GLH Series: Standard Housing Terminal Configuration



*Potential circuits are shown with single pole snap acting basic switches. Any GLS Series basic may be used with the light box. However, the low profile form of the DPDT is required.

GLH* Series: Standard Housing, Dual Indicator
 Average current draw = 7 mA per LED.



Red wire from Light Box = Green LED (+ Side)
 Black wire from Light Box = Yellow LED (+ Side)
 Terminal on Light Box = Ground (-Side)

WARRANTY/REMEDY

Honeywell warrants goods of its manufacture as being free of defective materials and faulty workmanship. Commencing with date of shipment, Honeywell's warranty runs for 18 months. If warranted goods are returned to Honeywell during that period of coverage, Honeywell will repair or replace without charge those items it finds defective. **The foregoing is Buyer's sole remedy and is in lieu of all other warranties, express or implied, including those of merchantability and fitness for a particular purpose.**

While we provide application assistance, personally and through our literature, it is up to the customer to determine the suitability of the product in the application.

Honeywell

Helping You Control Your World

MICRO SWITCH

Honeywell Inc.
 11 West Spring Street
 Freeport, Illinois 61032

PK 8151 1 303 Printed in USA

