

Model DM

Demodulator for AC Transducer/ Displacement Transducers



DESCRIPTION

Model DM, for carrier transducers, is a low-cost bench, panel or rack-mounted instrument which contains a power supply, signal conditioner, amplifier (Bipolar 5 V output) and digitizer. The 4 1/2-digit LED display features bright, easy-to-read 14,2 mm [0.56 in] high characters. The compact 1/8 DIN size case measures 9,7 cm W x 4,8 cm H x 13,2 cm D [3.8 in x 1.9 in x 5.2 in]. Wires

easily attach to the rear connector using screw terminals. The Model DM features a 5 kHz drive supply for the transducer, a stable signal amplifier and a novel demodulation technique that produces an enhanced accuracy result.

FEATURES

- Used with displacement transducers
- 4 1/2 digit LED display
- 3 conversions per second

Model DM

TRANSDUCER INTERFACE

Characteristic	Measure
Transducer excitation	3 VRMS @ 5 kHz
Type of inputs accepted	ac, displacement transducer, VRT
Input gain range	< 1 to 300
Calibration methods	Manual displacement
Noise and ripple	< 300 microvolts
Transducer minimum impedance	7 ohm

ELECTRICAL SPECIFICATIONS

Characteristic	Measure
Number of characters displayed	4 1/2
Conversions per second	3
Power requirements, standard	115 Vac @ 5 watts
Power requirements, optional	220 Vac, 12 Vdc
Scaling	0-19999
Scaling method	Zero and span adjustment
Polarity indication	Yes
Decimal point selection	Jumper (non-solder)
Display size	14,2 mm [0.56 in]
Overrange indication	Flashing display
Display resolution	1/20000 max.
Digital display	LED
Analog output	±5 Vdc
Amplifier output impedance	< 2 ohm
Accuracy	±0.2 % full scale
Amplifier frequency response	300 Hz
Common mode rejection	60 db
Scan adjustment, fine	> ±15 %
Scan adjustment, coarse	> ±80 %
Zero adjustment, fine	> ±5 %
Zero adjustment, coarse	> ±20 %
Short circuit protected	Yes

ENVIRONMENTAL SPECIFICATIONS

Characteristic	Measure
Temperature, storage	-29 °C to 93 °C [-20 °F to 200 °F]
Temperature, operating	0 °C to 54 °C [32 °F to 130 °F]

PHYSICAL SPECIFICATIONS

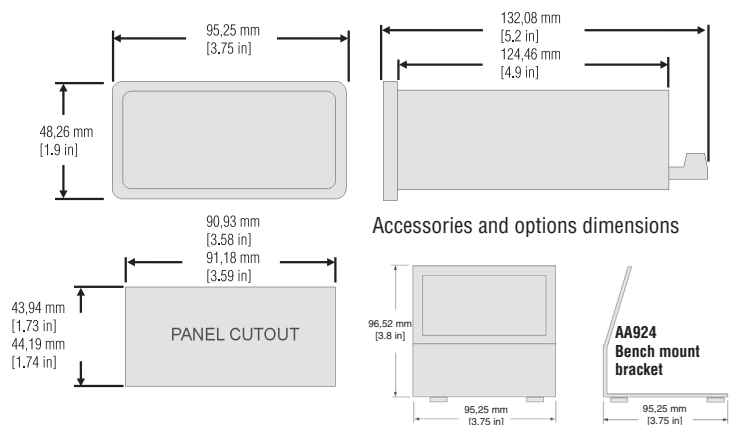
Characteristic	Measure
Weight	0,9 kg [2 lb]
Mounting	Bench, rack or panel
Case size (standard)	1/8 DIN
Case material	Noryl plastic
Input/output connector	Removable with screw terminals

Not RoHS compliant

OPTION CODES

	Many range/option combinations are available in our quick-ship and fast-track manufacture programs. Please see http://sensing.honeywell.com/TMsensor-ship for updated listings.
Alarm outputs	58a. Hi-lo limits
Display options	58c. Peak/hold 58d. Track/hold
Power supply	110 Vac 60a. 220 Vac 60c. Battery powered (12 Vdc)
Front panel	51d. Custom front panel
Mounting options	51a. Rack mount adapter

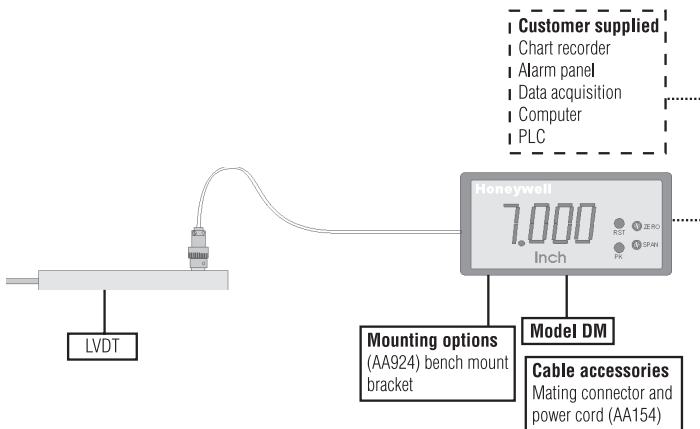
MOUNTING DIMENSIONS AND CHARACTERISTICS



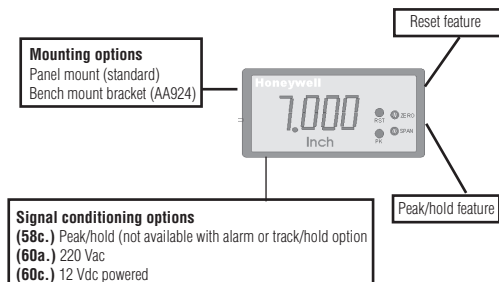
Model DM

Demodulator for AC Transducer

TYPICAL SYSTEM DIAGRAM



FLEXIBLE PLATFORM



Warranty. Honeywell warrants goods of its manufacture as being free of defective materials and faulty workmanship. Honeywell's standard product warranty applies unless agreed to otherwise by Honeywell in writing; please refer to your order acknowledgement or consult your local sales office for specific warranty details. If warranted goods are returned to Honeywell during the period of coverage, Honeywell will repair or replace, at its option, without charge those items it finds defective. **The foregoing is buyer's sole remedy and is in lieu of all warranties, expressed or implied, including those of merchantability and fitness for a particular purpose. In no event shall Honeywell be liable for consequential, special, or indirect damages.**

While we provide application assistance personally, through our literature and the Honeywell web site, it is up to the customer to determine the suitability of the product in the application.

Specifications may change without notice. The information we supply is believed to be accurate and reliable as of this printing. However, we assume no responsibility for its use.

For more information about Sensing and Control products, visit www.honeywell.com/sensing or call +1-815-235-6847. Email inquiries to info.sc@honeywell.com

WARNING **PERSONAL INJURY**

- DO NOT USE these products as safety or emergency stop devices or in any other application where failure of the product could result in personal injury.

Failure to comply with these instructions could result in death or serious injury.

WARNING **MISUSE OF DOCUMENTATION**

- The information presented in this catalogue is for reference only. DO NOT USE this document as product installation information.
- Complete installation, operation and maintenance information is provided in the instructions supplied with each product.

Failure to comply with these instructions could result in death or serious injury.