

AMR Ring Magnet Sensor IC Jitter Test Performance Results

A Technical Note

1.0 Introduction

Jitter is defined as the deviation from the true switch point of a sensor. Low jitter performance is critical for many ring magnet speed sensor applications, including wheel speed, transmission, and encoder sensing.

Multiple sensing technologies, such as AMR (anisotropic magnetoresistive) operating in non-saturation mode, GMR (giant magnetoresistive), and differential Hall effect have been used in ring magnet speed sensor applications. In general, the jitter performance of these sensors varies with the size of the airgap. Honeywell has developed a new AMR sensor IC which operates in saturation mode, enabling extremely low jitter across the entire usable airgap range.

2.0 Ring Magnet Speed Sensor Jitter Evaluation

Random samples from the four products shown in Table 1 were chosen for this jitter evaluation test.

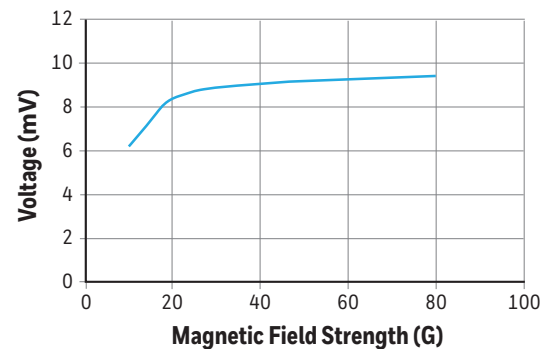
Table 1. Test Products

Product	Technology
Honeywell VM721V1	AMR operating in saturation mode
Competitor 1	AMR operating in non-saturation mode
Competitor 2	GMR
Competitor 3	Differential Hall effect

3.0 Explanation of Saturation Mode

As with most magnetic sensors, the signal decreases as the airgap between the sensor and the target decreases. For AMR sensors, once the sensor is in saturation mode, the magnetic field strength changes very little versus the airgap size. Figure 1 shows that once the field strength reaches 30 Gauss, the output of the AMR sensor in saturation mode shows very little change as the field strength increases to higher Gauss levels. It is this stability in the output signal that allows the AMR sensor in saturation mode to operate with similar characteristics over a wide airgap range.

Figure 1. Honeywell's AMR Sensing Element Output




4.0 Test Configuration Setup

A circular target with 32 magnetic pole pairs was used to trigger the product samples. The target was rotated at 2500 RPM. Testing was performed at 25°C and 150°C, with an airgap range of 0,5 mm to 4,5 mm which provided a minimum field strength of 10 Gauss.

The test products were mounted on the outside of the ring magnet target. The Honeywell VM721V1 was mounted with the end of the IC toward the ring magnet, while the competitor product samples were mounted with the face of the IC toward the ring magnet target, as per the mounting instructions for each sample. (See Figure 2.)

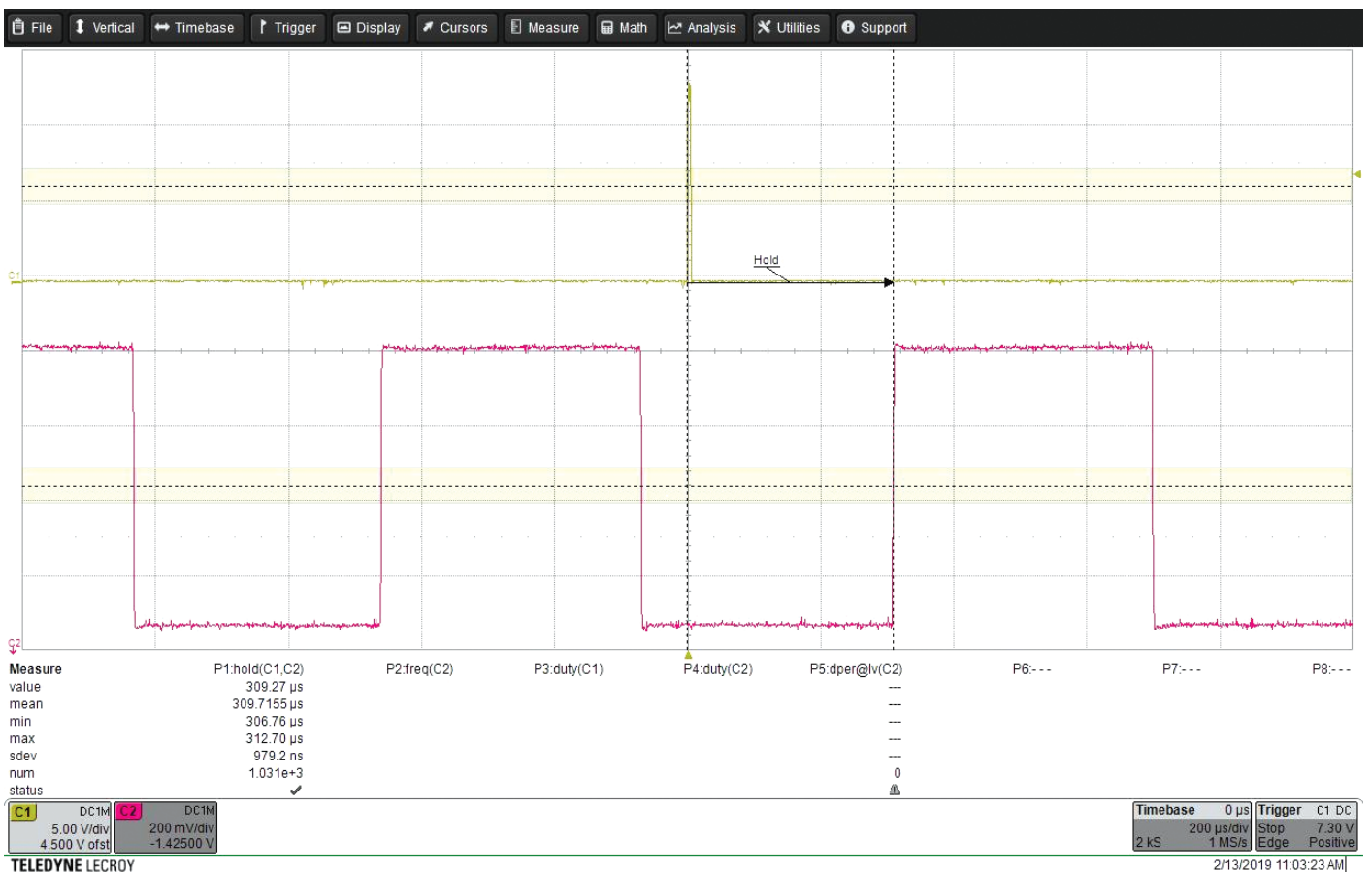
Figure 2. Sensor Mounting Orientation



Measurements were taken using a Lecroy HDO6064 oscilloscope, using the hold time measurement statistic. The test system used produces a reference pulse once per revolution. The switch point variation from the reference pulse to the first edge following the reference pulse was

measured at least 1000 times, and the standard deviation of the variance was plotted vs the airgap for each device tested to show the jitter performance. (See Figure 3.)

Figure 3. Example Oscilloscope Plot from Testing Performed



5.0 Results (See Figures 4a and 4b)

The Honeywell VM721V1 AMR sensor operating in saturation mode had jitter of around 1 μs over the usable airgap of 0,5 mm to 4,5 mm at both 25°C and 150°C.

Although the jitter of Competitor 1's AMR sensor operating in non-saturated mode was relatively consistent versus the airgap, the jitter was higher than the VM721V1 and it increased at greater airgaps at 25°C.

Competitor 2's GMR sensor had low jitter at the larger airgaps; however, the jitter was significantly higher at the smaller airgaps.

Competitor 3's differential Hall-effect sensor had higher jitter than the VM721V1 at smaller airgaps, and the jitter increased steadily as the airgap distance increased.

6.0 Summary

Honeywell AMR sensors' reduced jitter allows for more accurate feedback for improving system control. The VM721V1 provides a superior airgap performance ranging from 0,5 mm to 4,5 mm, which enables significant implementation advantages compared to other technologies, such as AMR operating in non-saturation mode, GMR, and differential Hall effect.

Figure 4a. Jitter Versus Airgap Distance at 25°C

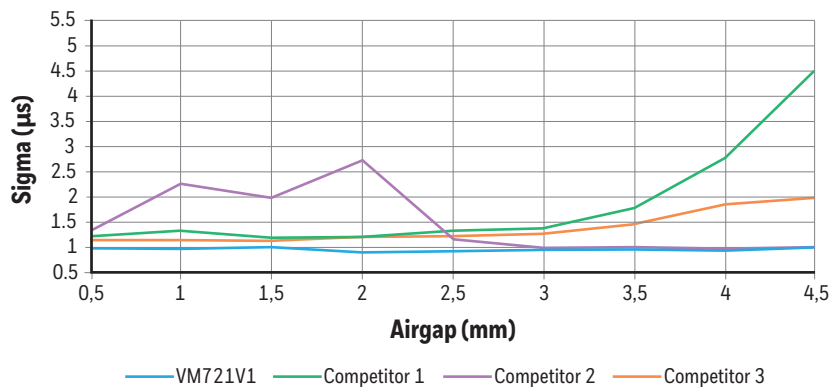
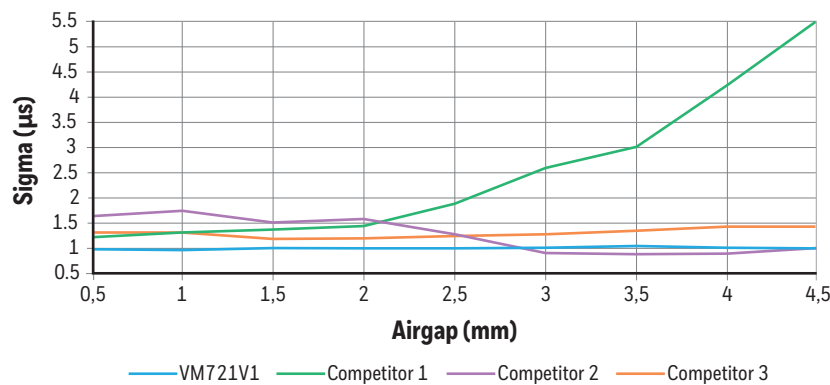


Figure 4b. Jitter Versus Airgap Distance at 150°C



Warranty/Remedy

Honeywell warrants goods of its manufacture as being free of defective materials and faulty workmanship during the applicable warranty period. Honeywell's standard product warranty applies unless agreed to otherwise by Honeywell in writing; please refer to your order acknowledgement or consult your local sales office for specific warranty details. If warranted goods are returned to Honeywell during the period of coverage, Honeywell will repair or replace, at its option, without charge those items that Honeywell, in its sole discretion, finds defective. **The foregoing is buyer's sole remedy and is in lieu of all other warranties, expressed or implied, including those of merchantability and fitness for a particular purpose. In no event shall Honeywell be liable for consequential, special, or indirect damages.**

While Honeywell may provide application assistance personally, through our literature and the Honeywell web site, it is buyer's sole responsibility to determine the suitability of the product in the application.

Specifications may change without notice. The information we supply is believed to be accurate and reliable as of this writing. However, Honeywell assumes no responsibility for its use.

For more information

Honeywell Sensing and Internet of Things services its customers through a worldwide network of sales offices and distributors. For application assistance, current specifications, pricing or the nearest Authorized Distributor, visit sensing.honeywell.com or call:

Asia Pacific	+65 6355-2828
Europe	+44 (0) 1698 481481
USA/Canada	+1-800-537-6945

Honeywell Sensing and Internet of Things

9680 Old Bailes Road
Fort Mill, SC 29707
www.honeywell.com