

PRESSURE SENSORS FOR OIL & GAS

Application Note

Pressure sensors are an essential element in today's oil and gas industry, used for many types of upstream applications such as exploration, well development, and production.

BACKGROUND

They need to be built tough to survive some of the world's most demanding environmental conditions, both on land and offshore while providing accurate and reliable performance. Well stimulation (fracturing and acidizing), mud logging, and well development (casing and cementing) are vital oil and gas processes that utilize pressure sensors for measurement and monitoring functions.

APPLICATIONS

Honeywell Wing Union pressure sensors (also known as Hammer Union pressure sensors outside of the United States) are widely used by oil and gas companies to measure pressure level changes in media circulation systems.

Oil Mud Logging

For example, oil mud logging applications (see Figure 1) require a series of pressure sensors to be connected to the drilling apparatus and installed in specialized equipment to monitor or "log" the drill's activity. Logging While Drilling (LWD) and Measurement While Drilling (MWD)

require pressure sensors designed to constantly measure drilling fluid pressure/flow along with the ability to adjust mixture or pressure levels to keep drills operating and prevent damage or equipment failures. This includes the circulation system's stand pipe (for pressure monitoring of mud from the pump into the well), mud pumps (for pressure monitoring of incoming and outgoing media to protect the mud pump and drill bit), and return line choke manifold (for pressure monitoring of the return line carrying the mud plus cuttings).

During the mud logging process, pumps send drilling media throughout the circulation system, down to the drilling bit, and then return the bit's cuttings to the surface for analysis and disposal. Honeywell wing union/hammer union pressure sensors help detect pressure level changes in the media circulation system, which can indicate changing conditions being encountered downhole by the drill bit, thus allowing the operator to quickly make adjustments to the drilling mixture pressure or drilling process as needed.



[Models 434, 435, 437 Wing Union/
Hammer Union Pressure Transducer](#)

Fracturing, Acidizing, and Cementing

Honeywell's Wing Union/Hammer Union pressure sensors are also used during fracturing, acidizing, and cementing applications for similar pressure monitoring and control purposes.

Honeywell



SOLUTIONS

Honeywell Wing Union/Hammer Union Pressure Sensors are built rugged and oilfield tough to stand up to the rigorous demands of oil and gas drilling applications and environments. They have the sensitivity to ensure precise, reliable measurements every time, optimize drilling operation, reduce downtime, and maximize productivity.

Durable Construction

Models 434, 435, and 437 are constructed on the Honeywell time proven all-welded, one-piece design, with the sensor diaphragm and Weco® 1502, 2202 Wing Union compatible fitting form factor machined as one part. This one-piece design provides a hermetically sealed unit, reducing the chance of media leakage into the sensitive electronic components, and increasing overall reliability. The isolated, pressure sensing diaphragm minimizes zero-shift during hammer up and also eliminates long term, signal drift in the field, making it easier to install and providing reliable pressure readings over time.

The sensor diaphragm is machined from Inconel® 718, which provides additional durability with highly abrasive and corrosive media, and is welded to the main stainless steel body. The stainless steel electrical connection provides enhanced secondary pressure containment, with multiple electrical connector options from which to choose.

Optional 1-Wire or 2-Wire Shunt Calibration

Models 434, 435, and 437 provide an optional 1-wire or 2-wire shunt calibration. When a customer sends a signal to the wing union/hammer union from their instrumentation, another signal will be returned to validate the functionality of the unit. This provides confidence in the pressure readings during normal operation.

Optional Protective Cage

Models 434, 435, and 437 are also available with an optional protective cage which provides extra electrical connection protection and durability.

Various Accuracy Levels

- Model 434: 0.2 %FSS BFSL
- Model 435: High accuracy ± 0.1 %FSS BFSL or standard accuracy ± 0.2 %FSS BFSL
- Model 437: Standard accuracy ± 0.2 %FSS BFSL

Model 437 feature a wider aperture design than the other models that is useful for customers utilizing more viscous media in certain applications, enabling uniform flow of different viscous media through the critical sensing area and helping to maintain consistent accuracy.

*Best Fit Straight Line




BENEFITS

- **Higher ± 0.1 %FSS BFSL Accuracy (Model 435):** Provides additional confidence in the actual measured pressure value, particularly for smaller changes in pressure, thus allowing the operator to make quicker adjustments to drilling operations for more precise control and increased efficiency during extraction
- **Wider Aperture Design (Model 437):** Wider than Models 434 and 435, helping to prevent media clogging when using more viscous media blends
- **Reliability/Durability:** All-welded, hermetically sealed, stainless steel construction with Inconel® 718 wetted parts isolate corrosive or abrasive drilling media from sensitive internal electronics; materials retain strength in higher temperatures to provide reliable performance under demanding conditions; shock and vibration tested, intrinsically safe rating
- **Easy Installation/Serviceability:** Designed for quick field installation, including horizontal or vertical mounting; field-repairable connectors; zero and span adjustments can be accessed by removing the electrical connector, thus preventing ingress failures and deterring tampering; 1-wire or 2-wire shunt calibration allow the user to determine if the wing union/hammer union is still functional in the field, or if it has to be removed for service/calibration.



SELECTION GUIDE

Honeywell offers three models from which to choose:

	Model 434	Model 435	Model 437
			
One-piece all-welded design featuring Inconel® 718 wetted parts	✓	✓	✓
Compatible with Weco® 2002/2202 fittings	✓		
Compatible with Weco® 1502 fittings		✓	✓
High accuracy: ±0.1 %FSS BFSL		✓	
Standard accuracy: ±0.2 %FSS BFSL	✓	✓	✓
Protective cage option	✓	✓	✓
Free flow pressure port with wide aperture			✓
High accuracy shunt calibration	✓	✓	✓
Multiple electrical connectors	✓	✓	✓
CE approval	✓	✓	✓
Intrinsically safe: cFMus/ATEX/IEC Ex certification*	✓	✓	✓
RFI/EMI protected	✓	✓	✓

* Note: See Wing Union pressure sensor datasheet for more agency approval classifications.

For more information about Wing Union/Hammer Union pressure sensors, including nomenclature and dimensional drawings, see our [datasheet](#).



For more information

Honeywell Sensing Solutions services its customers through a worldwide network of sales offices and distributors. For application assistance, current specifications, pricing, or the nearest Authorized Distributor, visit automation.honeywell.com/hss or call:

USA/Canada	+302 327 8920
Latin America	+1 305 805 8188
Europe	+1 302 327 8920
Japan	+81 (0) 3-6730-7152
Singapore	+65 6355 2828
Greater China	+86 4006396841

Honeywell Sensing Solutions

830 East Arapaho Road
Richardson, TX 75081
www.honeywell.com

Inconel is a trademark or registered trademark of Inco Alloys International, Inc. in the United States and other countries.

Weco is trademark or registered trademark of FMC Corporation in the United States and other countries.

008875-7-EN | 7 | 12/24
© 2024 Honeywell International Inc. All rights reserved.

WARRANTY/REMEDY

Honeywell warrants goods of its manufacture as being free of defective materials and faulty workmanship during the applicable warranty period. Honeywell's standard product warranty applies unless agreed to otherwise by Honeywell in writing; please refer to your order acknowledgement or consult your local sales office for specific warranty details. If warranted goods are returned to Honeywell during the period of coverage, Honeywell will repair or replace, at its option, without charge those items that Honeywell, in its sole discretion, finds defective. **The foregoing is buyer's sole remedy and is in lieu of all other warranties, expressed or implied, including those of merchantability and fitness for a particular purpose. In no event shall Honeywell be liable for consequential, special, or indirect damages.**

While Honeywell may provide information or engineering support for its products through Honeywell personnel, literature and website, it is the buyer's sole responsibility to determine the suitability of the Honeywell product(s) for the buyer's requirements

Specifications may change without notice. The information we supply is believed to be accurate and reliable as of this writing. However, Honeywell assumes no responsibility for its use.

Honeywell