


Manual Switches

Electronic Control Keylock

NON-LIGHTED



FEATURES

- Enable control of access to computer peripherals, keyboards, point-of-sale terminals, and security systems which are locked when unattended; and other locations where tampering must be discouraged.
- 2 or 3 positions, maintained (90° throw) and momentary action (60° throw).
- 5-bit key combinations

Electrical Data	page 19
Accessories	pages 56, 57
Mounting Dimensions	pages 59, 62

- UL recognized, CSA certified.
- Static discharge protection (up to 20 kV when grounded).

AML27 ORDER GUIDE

AML27 A	B	K	2	AA	21	BA																																																								
Housing Type	Bezel Color	Button Color	Terminal Type	Circuitry Codes (Each pole has double-throw)	Operation Action (Key out in center position, except where noted)	Key Combinations																																																								
AML27 A Square housing Non-Lighted	B Black	K Black	2 .110 × .020 (Solder or Quick-Connect) 3 .025 × .025 (Printed Circuit or Push-On)	Silver Contacts: AA 1 pole AC 2 pole Gold Contacts: BA 1 pole BC 2 pole	<table border="1"> <thead> <tr> <th>CCW</th> <th>Center</th> <th>CW</th> </tr> </thead> <tbody> <tr><td>None</td><td>21</td><td>Maint.</td></tr> <tr><td>None</td><td>22*</td><td>Maint.</td></tr> <tr><td>None</td><td>23</td><td>Mom.</td></tr> <tr><td>Maint.</td><td>24</td><td>Maint.</td></tr> <tr><td>Mom.</td><td>25</td><td>Mom.</td></tr> <tr><td>Maint.</td><td>26**</td><td>Maint.</td></tr> <tr><td>Mom.</td><td>27***</td><td>Maint.</td></tr> <tr><td>Maint.</td><td>28***</td><td>Maint.</td></tr> <tr><td>Maint.</td><td>29†</td><td>Maint.</td></tr> <tr><td>Maint.</td><td>30†</td><td>Mom.</td></tr> <tr><td>Maint.</td><td>31††</td><td>Mom.</td></tr> </tbody> </table>	CCW	Center	CW	None	21	Maint.	None	22*	Maint.	None	23	Mom.	Maint.	24	Maint.	Mom.	25	Mom.	Maint.	26**	Maint.	Mom.	27***	Maint.	Maint.	28***	Maint.	Maint.	29†	Maint.	Maint.	30†	Mom.	Maint.	31††	Mom.	(Two Keys Furnished) <table border="0"> <tr><td>BA</td><td>BL</td></tr> <tr><td>BB</td><td>BM</td></tr> <tr><td>BC</td><td>BN</td></tr> <tr><td>BD</td><td>BP</td></tr> <tr><td>BE</td><td>BQ</td></tr> <tr><td>BF</td><td>BR</td></tr> <tr><td>BG</td><td>BS</td></tr> <tr><td>BH</td><td>BT</td></tr> <tr><td>BJ</td><td>BV</td></tr> <tr><td>BK</td><td>BW</td></tr> </table>	BA	BL	BB	BM	BC	BN	BD	BP	BE	BQ	BF	BR	BG	BS	BH	BT	BJ	BV	BK	BW
CCW	Center	CW																																																												
None	21	Maint.																																																												
None	22*	Maint.																																																												
None	23	Mom.																																																												
Maint.	24	Maint.																																																												
Mom.	25	Mom.																																																												
Maint.	26**	Maint.																																																												
Mom.	27***	Maint.																																																												
Maint.	28***	Maint.																																																												
Maint.	29†	Maint.																																																												
Maint.	30†	Mom.																																																												
Maint.	31††	Mom.																																																												
BA	BL																																																													
BB	BM																																																													
BC	BN																																																													
BD	BP																																																													
BE	BQ																																																													
BF	BR																																																													
BG	BS																																																													
BH	BT																																																													
BJ	BV																																																													
BK	BW																																																													

REPLACEMENT KEYS

One key per listing.

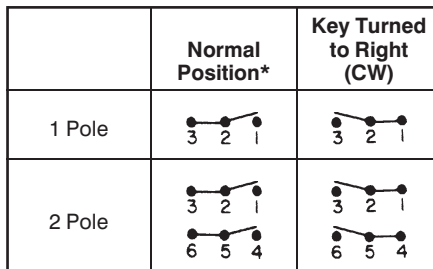
Key Combination	Key Code	Catalog Listing
BA	110	30PA101-AML
BB	109	30PA102-AML
BC	108	30PA103-AML
BD	107	30PA104-AML
BE	106	30PA105-AML
BF	105	30PA106-AML
BG	104	30PA107-AML
BH	103	30PA108-AML
BJ	102	30PA109-AML
BK	101	30PA110-AML
BL	111	30PA111-AML
BM	112	30PA112-AML
BN	113	30PA113-AML
BP	114	30PA114-AML
BQ	115	30PA115-AML
BR	116	30PA116-AML
BS	117	30PA117-AML
BT	118	30PA118-AML
BV	119	30PA119-AML
BW	120	30PA120-AML

Note: These keys fit the 5-bit keylocks in the Order Guide.

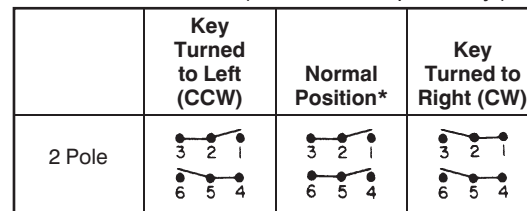
Specify different Key Combinations to acquire different keys, i.e.;
 ⚠ AML27ABK2AA21**BB** and AML27ABK2AA21**BK** have different keys.
 AML27ABK2AA21**BB** and AML27ABK3BC25**BB** have identical interchangeable keys.
 Example: **AML27ABK2AC28BB**
 Square housing; black bezel and button; .110 × .020 terminals; 2-pole double-throw; silver contacts; 3-position maintained and key code "BB".

CIRCUITRY

2-Position Switches:



3-Position Switches (Available in 2-pole only.)



* Circuit remains the same with key in or out.

⚠ 28 and 29 operating actions should be used with Key Combinations BA, BB, BG or BK.
 * Key out in both positions.
 ** Key out in all three positions.
 *** Key out in center and CW positions.
 † Key out in center and CCW positions.
 †† Key out in CCW only.