

INDUSTRIAL PRESSURE SENSING

Application Note

Honeywell FP5000 Series pressure sensors help keep people, equipment and industrial manufacturing plants safe through increased reliability in measurement of media.

BACKGROUND

When selecting a pressure transducer, design engineers must consider the environment these devices will be used in, as well as the device's specifications and features. Is it excessively hot? Are there voltage spikes to consider? Any electrical disturbances or unusual shock/vibration conditions possible? Once these environmental situations are understood, the design engineer can move further toward transducer selection in variation of his/her application challenges.

Design engineers are frequently challenged with monitoring and/or controlling processes, lines, hoses and more. Many of these aspects may involve industrial hydraulic or pneumatic equipment and systems. Real-time pressure measurements can play an important role in this. Pressure transducers can provide the means of measurement and/or feedback used for design on test stands, R&D testing, test laboratories or production manufacturing, quality control or quality assurance processes.

FP5000

Pressure ranges from 10 in-H₂O [0.36 psi] up to 5000 psi

Gage, absolute, vacuum, barometric, compound, and differential pressure types

Higher accuracy to 0.1 %FSS BFSL

Multiple output types: 0 Vdc to 5 Vdc, 0 Vdc to 10 Vdc, 4 mA to 20 mA, 12 mA ±8 mA, 5 V ±5 V (differential)

Multiple electrical and pressure connection options

Zero adjustment through potentiometer

Operating temperature ranges from -40°C to 125°C [-40°F to 250°F]

Multiple compensation temperature ranges

Faster response & higher resolution

Fully analog reduced-noise signal path provides continuous output resolution

Ha C276 and 316L stainless steel wetted parts offer more enhanced durability with abrasive or corrosive media

Intrinsic Safety Certifications: cFMus, ATEX, IEC Ex certified 2AR option (4 mA to 20 mA)

Honeywell

SOLUTION

The Honeywell Model FP5000, a next-generation media-isolated pressure sensor, is built on Honeywell's history of high-quality piezoresistive silicon sensing technology and is designed to offer more repeatable, reliable and accurate pressure measurements over time even in a variety of harsh environments.

Highly configurable, the FP5000 Series' fully analog reduced-noise signal path provides continuous output resolution in order to measure finite pressure changes or resolve a signal to infinite parts – which all translates into greater accuracy.

The FP5000 Series is engineered with True Zero Output capability for its voltage output sensors. Most three-wire voltage output sensors cannot reduce to 0 V (zero volts) due to output saturation which may leave tens of millivolts of output voltage error when the output tries to swing to 0 V (zero volts). An output signal that saturates at 50 mV corresponds to +1 %FS error on a 0 V to 5 V output sensor. The FP5000 transducer has on-board circuitry on its voltage output versions (0 V to 5 V, 0 V to 10 V) that allows the output signal to swing all the way to ground (True

Zero) and even a little below it (~-0.2 V). This allows the sensor to be more accurate, by having the ability to detect slight changes in pressure as well.

These rugged, stainless steel, all-welded pressure sensors are pre-configured with the most commonly requested options. They may be used in many demanding, harsh environments and with a variety of media. Honeywell FP5000 Series pressure sensors help keep equipment functioning properly and minimize maintenance through increased reliability in measurement of media (gas, fluid) under extreme environmental conditions.

Pressure feedback may be used for both control and monitoring system conditions to avoid damage/field failures or cause safety issues of other equipment, such as pumps, compressors, generators and manifolds. Pressure sensors can also be used during assembly or manufacturing processes to improve yields, automate processes, provide product validations or even for product/quality assurance measures.



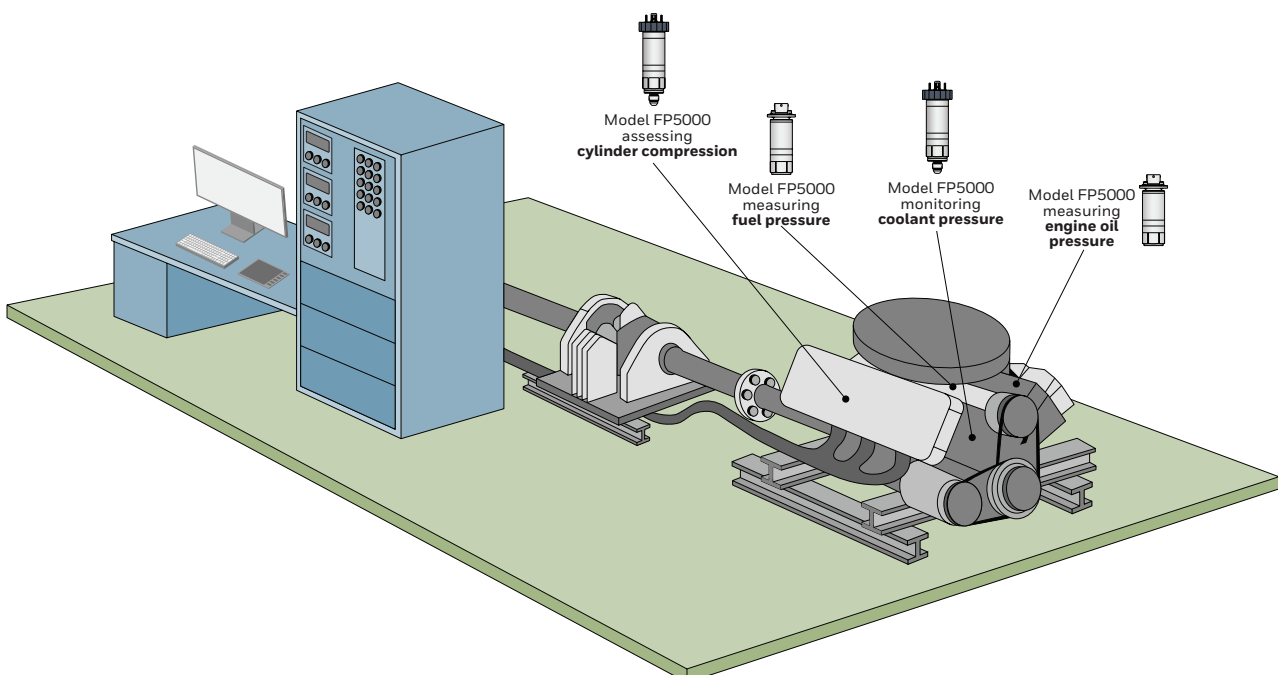
The Honeywell FP5000 Pressure Transducers offer multiple configurations and options.

INDUSTRIAL

Honeywell FP5000 Series pressure sensors help keep people, equipment and industrial manufacturing plants safe through increased reliability in measurement of media (gas, fluid). Pressure feedback for both control and monitoring conditions can be used for fault monitoring, hydraulic/pneumatic fluid pressure monitoring/control, tank pressure monitoring, leak detection, pump control, process control/monitoring to shut down or control equipment to mitigate equipment damage/failure, product deficiency or safety concern.

Figure 1. Model FP5000 Pressure Transducers on Engine Test Stands

Model FP5000 pressure sensors can fulfill many measuring and monitoring applications on engine test stands. A few applications are depicted here.






Figure 2. Component Pressure Testing

**INDUSTRIAL | FACTORY
AUTOMATION**

FP5000 transducers may be used in several factory automation applications, including:

- Production/process equipment
- End-of-line testers
- Leak detection systems
- Product/material test machines

INDUSTRIAL | TRANSPORTATION

Pressure transducers can be used for transportation assembly and assembly test applications, such as:

- Automated paint systems using pressure
- Automated sealant dispensing systems
- End-of-line leak testing stations
- Oil pump testing
- Cold engine testing for possible leaks or imperfections
- Fuel injection system pressures
- Vehicle fluid fill control pressures

INDUSTRIAL | VEHICLE

In the rugged industrial manufacturing environment, vehicle health and maintenance are important (see Figure 1). Honeywell FP5000 sensors can help monitor:

- Oil pressure
- Coolant pressure
- Fuel flow, consumption, flow, and pressure
- Intake air flow
- Manifold vacuum testing
- Transmission pressure testing
- Engine and emissions testing

INDUSTRIAL | COMPONENT TESTING

To ensure quality, FP5000 Series transducers can be used in component testing (See Figure 2) for the following:

- Fluid pump pressure
- Brake system testing
- Tire manufacturing mold pressure control
- Air bag system testing
- Suspension pressure
- Hydraulic pressure testings

INDUSTRIAL | HVAC

Throughout HVAC systems, there are many options for FP5000 sensors to be utilized, including:

- Blowers, chillers, cooling towers and pumps to monitor system performance for proper environmental control and personal comfort in large industrial settings

INDUSTRIAL | INJECTION/BLOW MOLDING MACHINES

In injection/blow molding machines, it's important to monitor for even flow and prevent bursting. Honeywell transducers can be used to:

- Monitor the amount of pressure forced into the injection
- Measure to prevent bursting from too much pressure
- Control material dispensing or forming

INDUSTRIAL | PACKAGING MACHINES

With packaging machines, transducers monitor pressure as the bag/pouch is filled; once a specific pressure is reached, the machine stops either sealing or filling the bag. Honeywell transducers can:

- Monitor bag inflation, nitrogen purging, leak detection, or sealing integrity

INDUSTRIAL | SEMICONDUCTOR MANUFACTURING

Through measurement of air line pressure, sensors provide mechanism control during grinding with go/no-go feedback to stop the process if there's a manufacturing problem, thereby, reducing scrap as the sensors stop the process. FP5000 sensors can deliver:

- Process control during the manufacturing process (grinding, cleaning, etc.) of silicon wafers

INDUSTRIAL | FLUID FLOW MEASUREMENT

Measuring flow rates in pipes and flowmeters are common industrial applications that may utilize differential pressure sensing. The process typically

involves flow element, such as an orifice plate, nozzle or venturi tube. The element creates a pressure drop by creating a restriction in the pipe. The pressure drop is measured by the differential pressure sensor.

- Common industrial applications include oil & gas, chemical liquid flow, wastewater management and food & beverage industries where fluid flow measurement is critical part of its system.

INDUSTRIAL | VALVE TESTING

The FP5000's pressure sensing may be used in various types of valve tests to provide pressure measurement in evaluating valve condition/performance, leak detection and monitor maintenance and safety concerns beforehand. Depending on the type of valve subject to testing, differential pressure sensing may be used to assess and monitor flow in both directions.

INDUSTRIAL | FILTER MONITORING

Filter cleanliness and clog condition can be monitored using differential pressure sensing. By comparing the two high/low sides of upstream/

downstream pressures, differential pressure readings can indicate whether the filtering process is optimal or in need of filter replacement.

- Relevant applications may include systems that utilize filter while transferring liquid or gas media such as fuel filter monitoring, water filtration and filtering devices in the oil & gas industry.

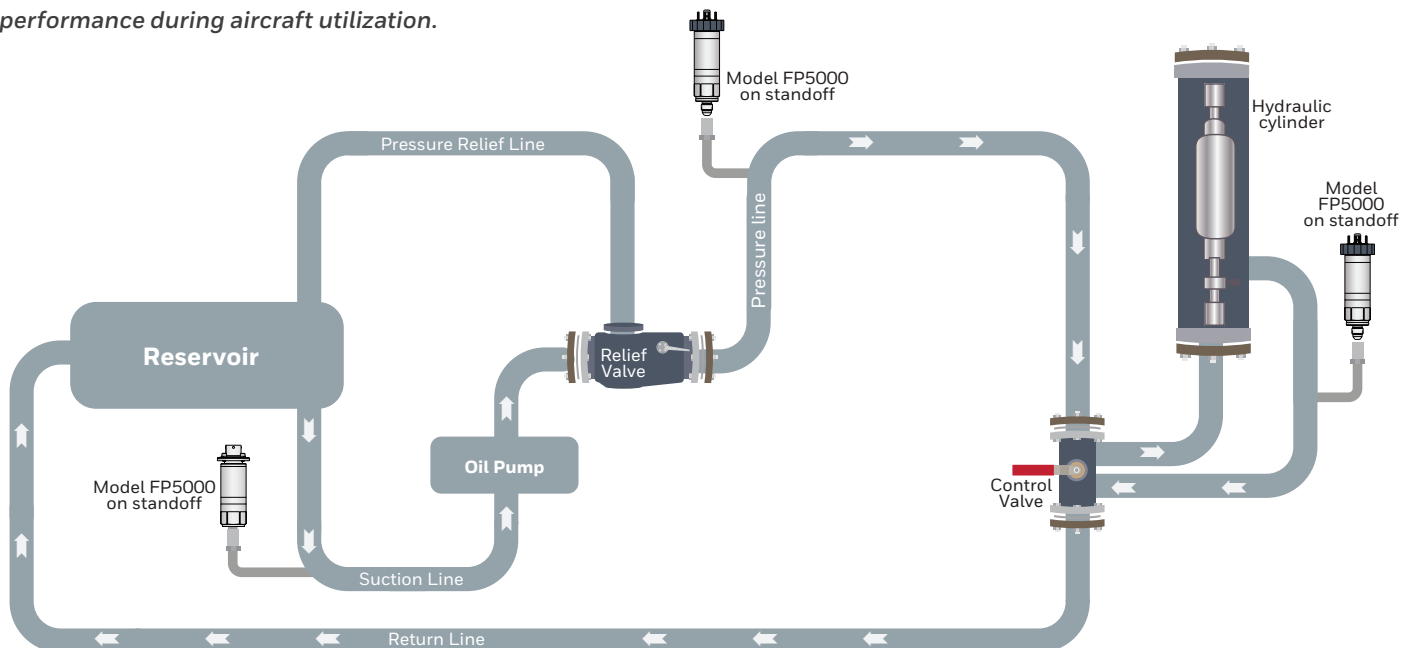
AEROSPACE | TEST AND RESEARCH LABS

Subcontractors test and certify hydraulic systems (see Figure 3) before shipping to the aerospace manufacturer as part of the acceptance testing for product quality control. Test validation assures that the systems are properly functioning through the collection of data, control data, and validation results. Pressure transducers play an important role in measuring and certifying the flow and rate of the hydraulic fluid within the aircraft actuator being tested, and may provide:

- Design validation such as testing an air wing or other subassembly aspects on aircraft or systems by monitoring various pressure lines

Figure 3. Model FP5000 Pressure Transducers Used in an Hydraulic Test Stand

The test stand's data acquisition system takes the Model FP5000's 0 Vdc to 5 Vdc output for recording and reporting purposes. The Honeywell Model FP5000 helps to measure the aircraft actuator functionality to ensure more repeatable performance during aircraft utilization.



⚠️ WARNING IMPROPER INSTALLATION

- Consult with local safety agencies and their requirements when designing a machine control link, interface and all control elements that affect safety.
- Strictly adhere to all installation instructions.

Failure to comply with these instructions could result in death or serious injury.

Warranty/Remedy

Honeywell warrants goods of its manufacture as being free of defective materials and faulty workmanship. Honeywell's standard product warranty applies unless agreed to otherwise by Honeywell in writing; please refer to your order acknowledgement or consult your local sales office for specific warranty details. If warranted goods are returned to Honeywell during the period of coverage, Honeywell will repair or replace, at its option, without charge those items that Honeywell, in its sole discretion, finds defective.

The foregoing is buyer's sole remedy and is in lieu of all other warranties, expressed or implied, including those of merchantability and fitness for a particular purpose. In no event shall Honeywell be liable for consequential, special, or indirect damages.

While Honeywell may provide application assistance personally, through our literature and the Honeywell web site, it is customer's sole responsibility to determine the suitability of the product in the application.

Specifications may change without notice. The information we supply is believed to be accurate and reliable as of this printing. However, Honeywell assumes no responsibility for its use.

FOR MORE INFORMATION

Honeywell Advanced Sensing Technologies services its customers through a worldwide network of sales offices and distributors. For application assistance, current specifications, pricing or the nearest Authorized Distributor, visit our [website](#) or call:

USA/Canada	+1 800 848 6564
Latin America	+1 305 805 8188
Europe	+44 1344 238258
Japan	+81 (0) 3-6730-7152
Singapore	+65 6355 2828
Greater China	+86 4006396841

Honeywell

Advanced Sensing Technologies

830 East Arapaho Road
Richardson, TX 75081
sps.honeywell.com/ast